



writefull

Writefull for Word Guide

## Writefull for Word Guide

Introduction to Writefull for Word	3
Writefull for Word on macOS and Word Online	3
Installing	3
Getting started	3
Checking your Document and/or Paragraph	4
Writefull for Word on Windows	6
Installing	6
Getting started	6
Checking your Document and/or Paragraph	7
Revising with Track Changes	7
Using the Language Search	8
Find example sentences	8
Find synonyms in context	9
Find words in context	10
Compare words in context	11
Compare phrases	11
Using the Sentence Palette	12
Upgrading to Premium	13
Any questions?	14



## 1. Introduction to Writefull for Word

Writefull for Word gives language feedback on the text you write in your Word document, checking for correctness of grammar, word use, style, and more. It also offers a database with authentic language of scientific texts, which you can browse and incorporate into your own text. Writefull has been developed especially for researchers, and its feedback is tailored to academic writing. For more information, see <https://writefull.com/>.

## 2. Writefull for Word on macOS and Word Online

### *Installing*

Writefull for Word for macOS and Word Online can be downloaded from either the [Writefull website](#) or the [Microsoft AppSource store](#). Once downloaded, you can choose to add the add-in to Word.

### *Getting started*

Once you have installed the Writefull for Word add-in, the Writefull icon will appear on the right-hand side of the toolbar. Simply click the icon to open the Writefull menu.

You need to create an account to start using Writefull. To create an account, click 'Sign in' in the menu, then 'Don't have an account?', enter the email address you wish to use for Writefull and a password of your choosing, then click 'Sign up'. You will then receive a confirmation email, to verify your newly created account.

If you already have an account, you can click 'Sign in' after entering your details.

You can then access the four features that it offers: Check Document, Check Paragraph, Sentence Palette, and Language Search.

The screenshot shows a Microsoft Word document with the title "Forest composition as predictive variable of forest fires". The document content includes an abstract and a background section. The Writefull sidebar is open on the right, displaying the Writefull logo and several options: "Check Document" (Get language suggestions for the whole document), "Check Paragraph" (Get language suggestions for the current paragraph), "Sentence Palette" (Browse template sentences for your paper), and "Language Search" (Browse language patterns from scientific papers). The status bar at the bottom indicates "Page 1 of 1", "438 words", "English (United States)", and "120%".

## Writefull for Word

### Checking your Document and/or Paragraph

You can choose to see Writefull's language suggestions for your entire text by clicking 'Check Document', or for the paragraph that you are in by clicking 'Check Paragraph'. The language suggestions for your entire document/paragraph will then appear in the

right-hand side panel, and you can go through them by scrolling down. Below, you see an example of a language suggestion given by Writefull.

transaction may still be **executing** at some of the local sites.

executed - 96%

executing - 4%

The problematic word(s) within the original text is shown in bold and underlined in red. By clicking it, you will see its location in context within the Word document. Immediately below is/are the replacement word(s) suggested by Writefull, highlighted in green with a percentage number assigned. This percentage indicates the confidence level of the models, i.e. it shows you how confident Writefull is that the suggestion should be accepted.

You can accept Writefull's suggestions simply by clicking on each suggestion's greenbar. Each accepted suggestion is then directly incorporated to your Word document. If you don't agree with a suggestion, you can simply ignore it. If you don't accept a suggestion, no changes will be made to your Word document.

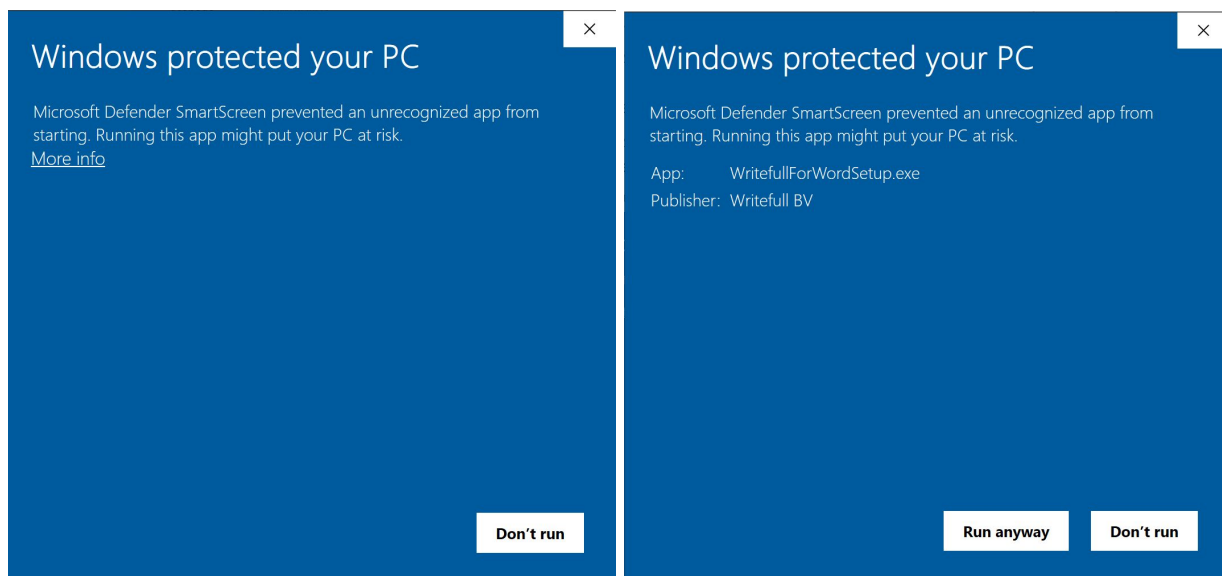
*Always carefully check Writefull's suggestions!*

In some rare cases, Writefull makes mistakes. For example, it may try to fix one sentence in two ways, and thereby create a new error. In the phrase 'the paper suggest', for instance, Writefull might suggest to change 'paper' into 'papers', and 'suggest' into 'suggests'. While accepting one of these two suggestions corrects the phrase, if you accept both suggestions, you get another incorrect phrase ('the papers suggests'). So always check Writefull's suggestions well.

### 3. Writefull for Word on Windows

#### *Installing*

Writefull for Word for Windows can be downloaded from the [Writefull website](#). Once downloaded, you can run the .exe file to install Writefull. As Writefull is a relatively new app provider, Windows might alert you that it is an unrecognized application. If this happens, click 'More info' and then 'Run anyway' to continue the installation (see the screens below).



#### *Getting started*

Once you have installed the Writefull for Word add-in, Writefull will appear as one of the menu options at the top of the Word window. Simply click it for the Writefull menu to appear in the ribbon below.

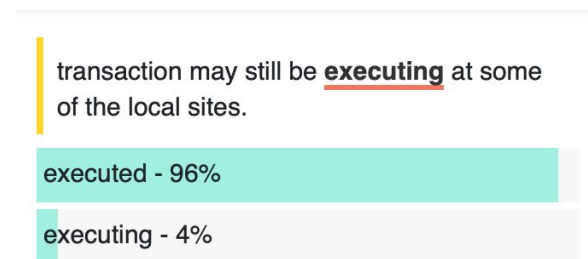
You need to create an account to start using Writefull. To create an account, click 'Sign in' in the menu, then 'Don't have an account?', enter the email address you wish to use for Writefull and a password of your choosing, then click 'Sign up'. You will then receive a confirmation email, to verify your newly created account.

If you already have an account, you can click 'Sign in' after entering your details.

You will then see the features that the add-in offers. The first three features are: Check Document, Check Paragraph, and Revise with Track Changes.

### *Checking your Document and/or Paragraph*

When choosing Check Document or Check Paragraph, Writefull's language suggestions for your entire document/paragraph will appear in the right-hand side panel. You can go through these by scrolling down. Below, you see an example of a language suggestion given by Writefull.



The problematic word(s) within the original text is shown in bold and underlined in red. By clicking it, you will see its location in context within the Word document. Immediately below is/are the replacement word(s) suggested by Writefull, highlighted in green with a percentage number assigned. This percentage indicates the confidence level of the models, i.e. it shows you how confident Writefull is that the suggestion should be accepted.

### *Revising with Track Changes*

When choosing Revise with Track Changes, Writefull's language suggestions will appear within the text itself. You can accept or reject these Track Changes as you would normally do within Word - by right-clicking them or by using the 'Review' menu option within Word (at the top of the screen). To see the confidence with which Writefull gives its suggestions, choose the option Check Document or Check Paragraph instead.

*Always carefully check Writefull's suggestions!*

In some rare cases, Writefull makes mistakes. For example, it may try to fix one sentence in two ways, and thereby create a new error. In the phrase 'the paper



suggest', for instance, Writefull might suggest to change 'paper' into 'papers', and 'suggest' into 'suggests'. While accepting one of these two suggestions corrects the phrase, if you accept both suggestions, you get another incorrect phrase ('the papers suggests'). So always check Writefull's suggestions well.

## 4. Using the Language Search

By searching a very large database of scientific papers, the Language Search shows you how certain words and phrases are typically used in academic writing, and in what different contexts. You can click on 'Language Search' and type your chunk of text at the top (in 'Search academic texts...'). Press Enter to see the search results.

Search academic texts...

### Examples:

in concrete terms

in \*concrete\* terms

in \_ terms

increasing/growing concern

in general vs generally

Find example sentences

Find synonyms in context

Find words in context

Compare words in context

Compare phrases

You can do a range of different searches, as shown under 'Examples, and as follows:

### *Find example sentences*

This search shows you how a particular chunk of text is used in scientific texts, and how often. Simply enter your text and find example sentences containing it, retrieved from Writefull's database of scientific papers. You can browse through the sentences, and click each one to get expanded context. The chunk itself is in bold and highlighted in yellow. The example text below, 'affected by the changes', has been found 351 times in the database.

← affected by the changes

**affected by the changes** appears 351 times

also those plan steps that have not been **affected by the changes**. The more rapidly the environment chan  
 also those plan steps that have not been **affected by the changes**. DPR attempts to minimize the scope o:  
 (possibly more than absolutely necessary) **affected by the changes** in the environment. The program, some  
 ected by the adding of salts and mainly **affected by the changes** in concentration of PAN electrospinning  
 ected by the adding of salts and mainly **affected by the changes** in concentration of PAN electrospinning  
 suggesting it is only by involving those **affected by the changes** (usually shop-floor workers) that great  
 anagers and operators most likely to be **affected by the changes**, a group of individuals was selected t  
 y about 525%. The band ratio was highly **affected by the changes** in the PCR sample dilutions. The ratio

### Find synonyms in context

This search shows you words that can be used instead of others in a given context, without changing the meaning of the sentence. This is very useful when you want to add variety to your vocabulary, to avoid using the same words too many times in your text. Simply enter your chunk of text, with asterisks around the word(s) that you want to replace with a synonym. In the example below, Writefull shows you that synonyms of the verb 'affect' in the phrase 'to affect changes' are 'control', 'modify', 'determine', 'guide', 'alter', etc.

← to \*affect\* changes|

to <b>control</b> changes	(18%)
to <b>modify</b> changes	(16%)
to <b>determine</b> changes	(14%)
to <b>guide</b> changes	(14%)
to <b>alter</b> changes	(10%)
to <b>influence</b> changes	(6%)
to <b>transform</b> changes	(6%)
to <b>form</b> changes	(6%)
to <b>shape</b> changes	(6%)
to <b>decide</b> changes	(2%)

Note that the list of synonyms appears in order of preference (from top to bottom) by Writefull, as also shown by the percentages on the right. The higher the percentage, the more confident Writefull is that the suggestion is the right synonym for your text. You should review these suggestions carefully - you may like the second or third suggestion better than the first in the context of your document!

### *Find words in context*

This search shows you words that are commonly used instead of others in a given context, and how often. Unlike 'synonyms in context', those may not be synonyms - which means that using them as replacements may change the meaning of your sentence. This is a useful search to do when you have a chunk of text in mind, but don't know what words would fit naturally within it.

To do this search, simply enter your text including an underscore in place of the word for which you want to get suggestions. In the example below, Writefull tells me that 'affected' is most commonly used before the phrase 'by the changes', followed by 'caused', 'driven', 'inspired', 'influenced', etc.

← \_ by the changes

**affected** by the changes (21%)

**caused** by the changes (19%)

**driven** by the changes (10%)

**inspired** by the changes (6%)

**influenced** by the changes  
(5%)

**induced** by the changes (4%)

**triggered** by the changes (4%)

**followed** by the changes (3%)

**generated** by the changes (3%)

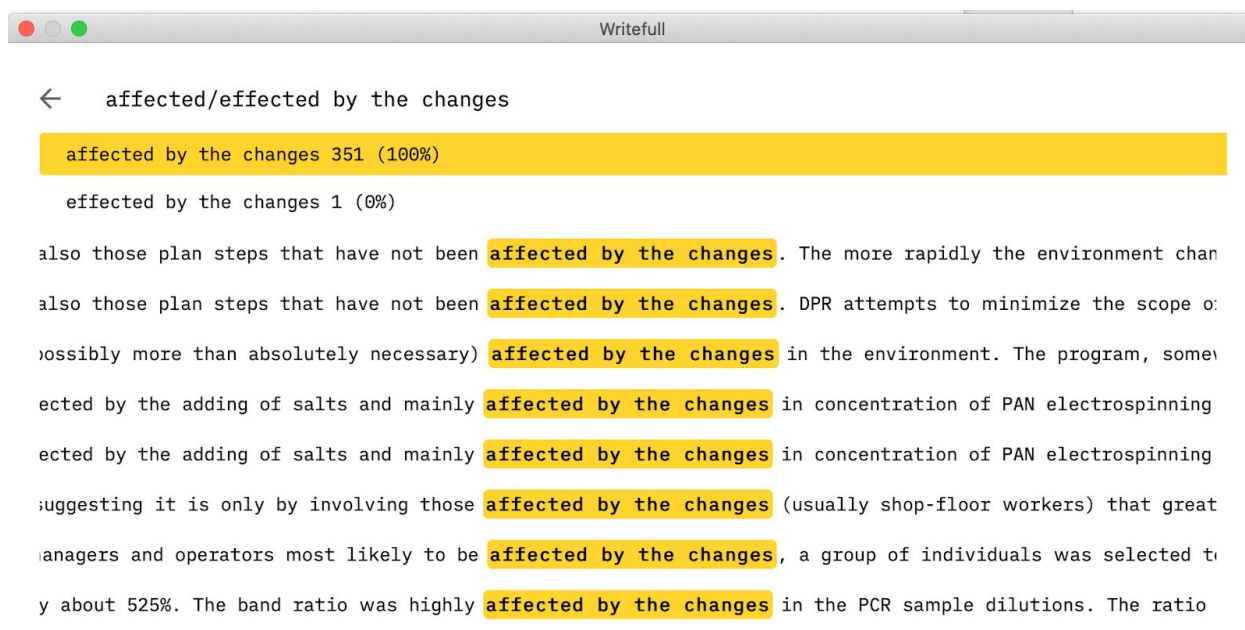
**produced** by the changes (3%)

As you can see, some of these words have different meanings. So you should make sure that you choose a suggestion that conveys the right meaning for your sentence. Similar to the above, it won't always be the first!

## Compare words in context

This search shows you how two different words are used in a given sentence, and how often. This is useful when you are not sure which of two words you have in mind fit better in a particular context. Some word pairs can be very confusing because they have the same meaning but different grammatical patterns (e.g. quantity/amount), or look and sound very similar (e.g. affect/effect).

To do this search, simply enter your text including the two alternative words separated by a slash. In the example below, Writefull tells me that 'affected' is much more commonly used than 'effected' when followed by 'by the changes' in the database. The 100% confidence percentage for 'affected' shows very clearly which one of the two I should use in my sentence!



The screenshot shows a browser window titled "Writefull". The search query is "affected/effected by the changes". The results are as follows:

Word	Count	Percentage
affected by the changes	351	100%
effected by the changes	1	0%

Below the table, several example sentences are shown with the phrase "affected by the changes" highlighted in yellow. The sentences are:

- also those plan steps that have not been affected by the changes. The more rapidly the environment chan
- also those plan steps that have not been affected by the changes. DPR attempts to minimize the scope o
- ossibly more than absolutely necessary) affected by the changes in the environment. The program, some
- ected by the adding of salts and mainly affected by the changes in concentration of PAN electrospinning
- ected by the adding of salts and mainly affected by the changes in concentration of PAN electrospinning
- suggesting it is only by involving those affected by the changes (usually shop-floor workers) that great
- anagers and operators most likely to be affected by the changes, a group of individuals was selected t
- y about 525%. The band ratio was highly affected by the changes in the PCR sample dilutions. The ratio

To see expanded context for each example sentence, simply click it.

## Compare phrases

This search shows you how two different phrases are used in a given sentence, and how often. Similar to 'compare words in context', it is useful when you are not sure

which of two phrases fit better in a given context (for example if they look and sound similar).

To do this search, simply enter the two alternative phrases separated by 'vs'. In the example below, Writefull tells me that 'in conclusion' is much more commonly used than 'to conclude' in the database of scientific papers, so it is probably the better option at the beginning of a sentence. Again you can see expanded context for each example sentence by clicking on it.

← in conclusion vs to conclude

in conclusion 472835 (76%)

to conclude 145785 (24%)

mmol/kg) had no significant effect on any measured hemodynamic parameter. **In conclusion**, ionic Gd-DTPA causes significant hemodynamic alterations after bolus in  
of the retrobulbar area, however, were better evaluated with MR imaging. **In conclusion**, MR imaging and U S are complementary in the evaluation of orbital tumor  
rior to US especially in the detection of tumor spread across the midline. **In conclusion**, MR imaging is superior to U S in preoperative staging, and there is good  
ll aneurysms. Small vessels were better seen with black blood techniques. **In conclusion**, the inclusion of causes of intravoxel dephasing in black blood MR angiogr  
olumes. Artifact from physiologic motion was not noticeable in any study. **In conclusion**, ( a ) the use of multiple thin overlapping volumes allows improved vis  
07], in patients affected by hypertension, reported a positive association. **In conclusion**, the ITGB3 gene SNPs do not seem to be associated with ischemic stroke.  
scribed an association between a Sma I polymorphism and ischemic stroke. **In conclusion**, the role of the vWF gene variants in ischemic stroke has to be confirme  
d risk of cardioembolic stroke in patients carriers of this polymorphism. **In conclusion**, although more recent studies than the meta-analysis of Casas et al. [20  
) - ~ q ( x ) follows from the facts (it does not seem reasonable to want **to conclude** q as well as --q if a p is encountered).  
an emu, we need some form of specificity to override the natural tendency **to conclude** that the object is not an emu.  
are exceptional" using Reiter's semi-normal defaults where we don't want **to conclude** that typical birds are not emus: ~  
'ete and Mary have motives and we know one is not guilty, it is reasonable **to conclude** that they both are suspects.  
exceptional in some way we will be able **to conclude** that Tweety is not that sort of bird:  
dimensional vector spaces to algebraic automorphisms of arbitrary algebras **to conclude** that there exist polynomials p1s; p2s with coefficients in K such that ss  
s an S-module. However, d is algebraic; hence we can apply Proposition 3.1 **to conclude** that R also has finite Goldie rank as an R-module. Thus R is an Ore domain  
utators are in CJa. Therefore we can apply Smith's result to the ring A+ J **to conclude** that A+ J satisfies a P.I. Since R is prime, it now follows that R satisfi

## 5. Using the Sentence Palette

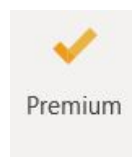
The Sentence Palette is a collection of example phrases that are very commonly used in academic writing. Simply click on 'Sentence Palette' and browse for example phrases to convey a particular meaning within a specific section of a scientific paper (e.g. to introduce the aim of your study in your introduction), as shown below.

Introduction	Topic Importance	This paper <b>outlines</b> / proposes / presents / discusses / ...
Literature	Study Aim	This paper provides <b>an overview of</b> / a review of / ...
Methods	Terminology	The aim of this work is to <b>extend</b> / widen / contribute to / our knowledge of ...
Results	Paper Structure	This work aims to <b>validate</b> / call into question / assess / the theory of ...
Findings		This <b>investigation</b> / study / analysis / was carried out to ...
Conclusion		
Acknowledgements		
Connectors		

You can hover over the sentence(s) that you like and click to incorporate them directly into your text. Before doing this, always make sure that your cursor is at the relevant place in your Word document, so that the sentence is incorporated at the right place. TIP: Within the Sentence Palette, 'Connectors' shows example words and phrases that you can use to frame the narrative of your paper, for example when introducing a new line of argument, expressing a cause and effect relationship, or concluding a section.

## 6. Upgrading to Premium

For unlimited usage of Writefull, including unlimited access to language suggestions and language search results for your texts, you should upgrade your account to Premium. You can do so by clicking the Premium button in the Writefull menu, as shown below.



When clicking that button, you will be redirected to Writefull's website where you can select a pricing plan that suits your needs. You will then be directed to the Gumroad payment portal, where you can purchase your chosen plan (using your Writefull account details).

Users with access to Writefull via their institution do NOT need to upgrade to Premium. This is because institutional licences already include the full Premium experience.

## 7. Any questions?

Please contact us at [support@writefull.com](mailto:support@writefull.com).