



GlobalData Explorer

Harness the Power of Comparable Data & Insights



Wrocław University
of Science and Technology

31st January 2022

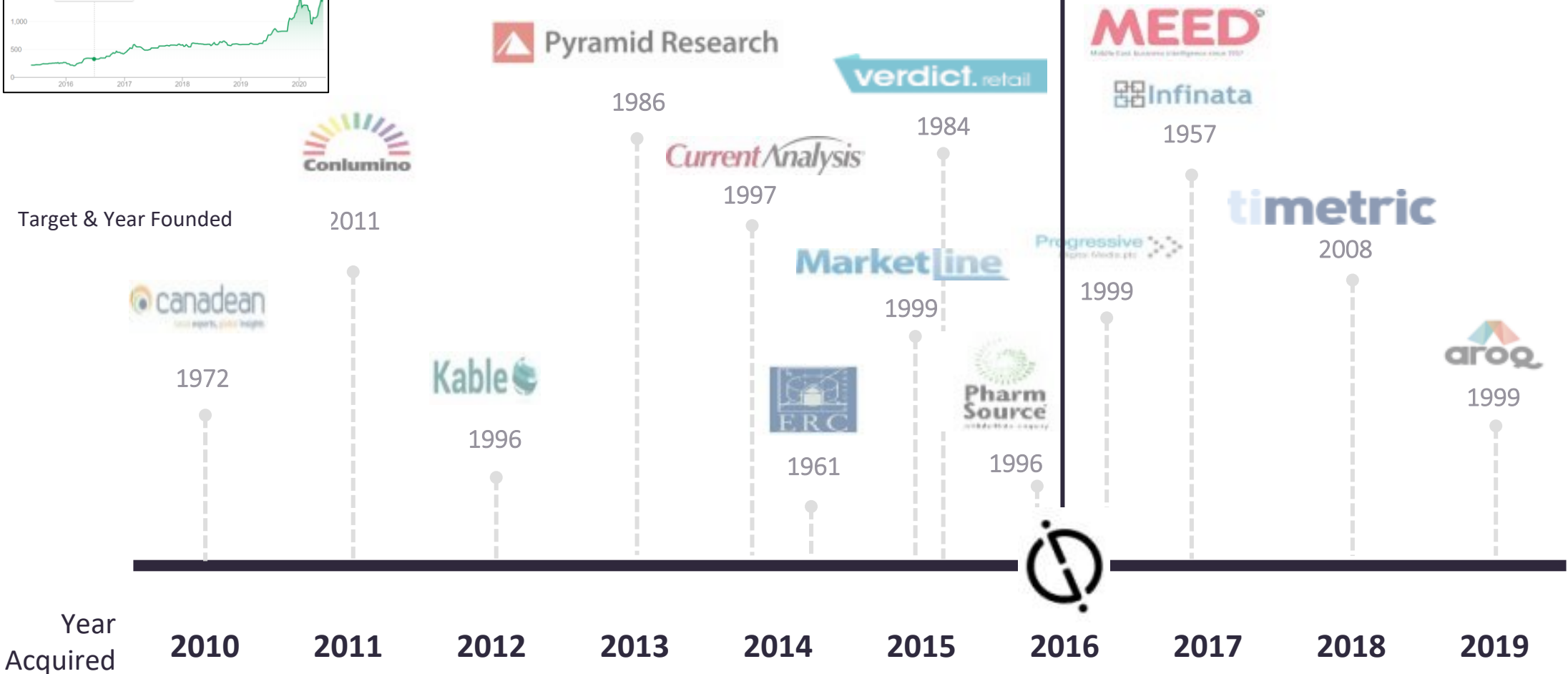


GlobalData has grown via acquisition of several other well-established data and analytics providers including the consolidation of MarketLine and we rebranded under the GlobalData in 2016



Fastest growing data analytics company on the London Stock Exchange for the past 5 years

 **GlobalData.**



Our clients include the leading Universities Globally and we have a 96% Renewal Rate



ETH zürich



St Petersburg
University

**TAL
TECH**




Unique Broad & Deep Intelligence Solutions across 18 Industries



Our unique data and insights span an unrivalled portfolio of the world's largest industries



 **Aerospace, defence & security**

250K Tenders
3.2K Companies
1.4M Patents




 **Apparel**

220K Import Tariffs
1M Trade Data Lines
2.8K Brands Tracked



 **Automotive**

4.3K PLDB
33K OEM & Supplier Factories
117 Component Forecasts



 **Banking & Payments**


223K Payment Statistics
159K Consumers Surveyed
73 Countries



 **Construction**

148K Projects
199K Companies
200K Community Members



 **Consumer**

97K Brand Shares
1M Survey Responses
25K Companies



 **Foodservice**


11K Operator Shares
72K Menu Items
63 Channels



 **Healthcare**

18K Hospital Profiles
500K Physician Profiles
5.7K Healthcare Building Projects



 **Insurance**

9K Regulatory Updates
225K Payments Statistics
90K Insurance Brand Shares



 **Medical devices**

63K Marketed Products
50K Clinical Trials
66K Companies



 **Mining**

32K Mines & Projects
34K Companies
98 Commodity Reports



 **Oil & Gas**

33K Fields
4.5M US L48 Wells
12K Petrochemical Plants



 **Packaging**

106 Innovations Tracked
50 Countries
61K Packaging Type Market Sizes



 **Pharma**

61K Pipeline Drugs
107K Marketed Drugs
312K Clinical Trials



 **Power**

144K Power Plants
37K Upcoming Plants
119K Tenders & Contracts



 **Retail**

374K Retailer KPI's
260K Consumers Surveyed
50 Countries



 **Technology**

550K Enterprise Buying Predictions
300K Install Base Enterprises
50K IT Software & Services Contracts



 **Travel & tourism**

32K Construction Projects
362 Indicators In Dashboards
5.7K Companies

Marketline

- Real-time news, company, industry, country, city, financial analytics
- Fully-integrated workflow tools with Push/Pull capabilities

Disruptor

Decodes emerging tech-enabled opportunities with must-have information on promising start-ups, technology led innovations, latest sector trends, consumer insights, and venture capital portfolio investments

Comparing GlobalData Explorer to MarketLine

GlobalData Explorer includes everything MarketLine provides, plus a whole lot more...



**GlobalData
Explorer**

**EXCLUSIVE
EXPLORER
CONTENT**



Company Filings



Deeper Market Data



Advertising Database



COVID-19
Country dashboard



Social Media
Analytics



Sector Reports



Job Analysis



Surveys



Themes



Product Launch
Analytics

Marketline



Deals &
Partnerships



Macroeconomic
& City Indicators



Country
& City Profiles



Market Values
& Volumes



News



Industry Profiles



Case Studies



Company Intelligence



Forecasts



Tenders

Introducing GlobalData Explorer



Cross-sector intelligence that can benefit students and faculty from across a range of academic disciplines



An all-in-one business resource

Meet the needs of students and educators from multiple disciplines and departments



Save time

Waste less time researching with a fully intuitive and easy to use platform



Develop knowledge

Encourage greater exploratory learning by providing a best-in-class business information resource



Speed up lesson planning

Incorporate real life examples and keep learning material at the forefront of market developments



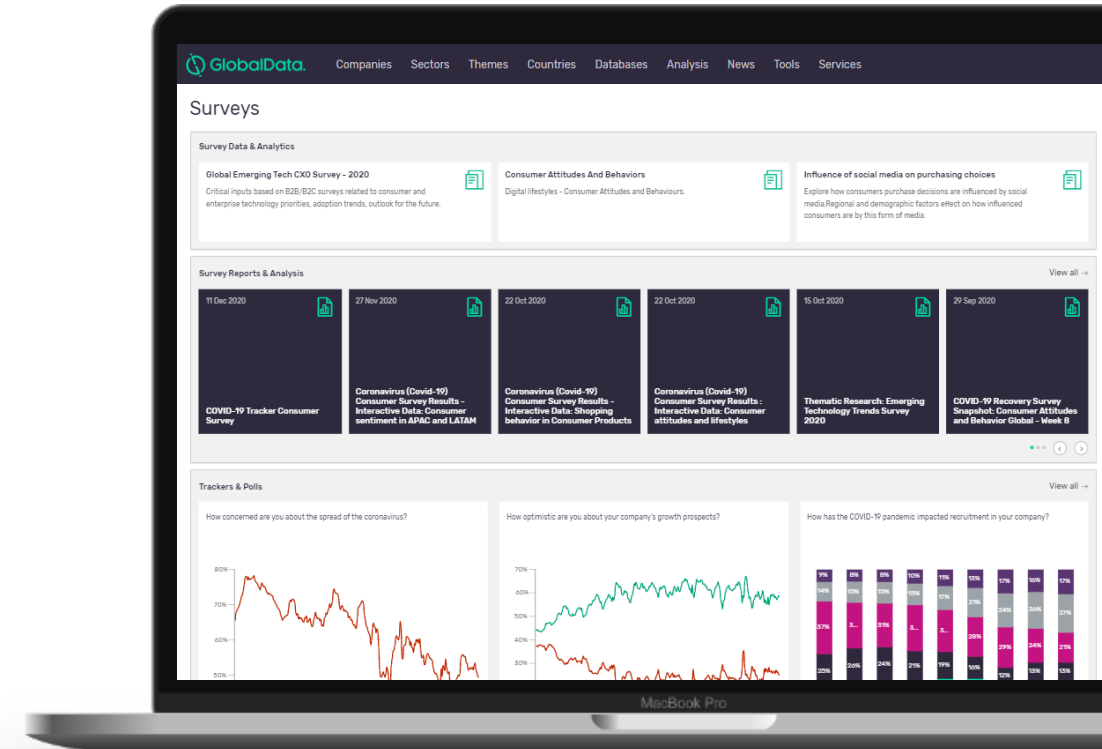
Access credible data

And research & analysis for research projects, faculty white papers and student coursework



Position your institution



Differentiate the curricula with thought leadership content and position as a market leader



GlobalData Explorer vis-à-vis Competing Products



Explorer offers much wider capabilities than MarketLine as well as other competing products in the market

	Marketline	 GlobalData Explorer	statista	 Passport	IBISWorld
Company Intelligence	✓	✓	✓	✓	✓
News	✓	✓	✗	✗	✗
Deals	✓	✓	✗	✗	✗
Macroeconomic Data	✓	✓	✓	✓	✓
Sector Data	✓	✓✓	✓	✓	✓
Research and Insights	✓	✓✓	✓	✓	✓
Tenders	✓	✓	✗	✗	✗
Social Media Analytics	✓	✓✓	✗	✗	✗
Thematic Tracking*	✗	✓	✗	✗	✗
B2B Surveys	✗	✓	✓	✓	✗
Filing Analytics	✗	✓	✗	✗	✗
Jobs Analytics	✗	✓	✗	✗	✗
Ads Database	✗	✓	✗	✗	✗
Product Launch Analytics	✗	✓	✗	✗	✗
COVID-19 Dashboard	✗	✓	✗	✗	✗

* MarketLine has thematic reports only

Dedicated Client Support

We ensure global 24/7 multi-channel support and engagement

Training Calls & Webinars offer interactive, insight-led sessions

Responsive teams who save you time by providing proactive support

On site support and self-service offering instant solutions


Product Tours help you get to grips with new and existing features

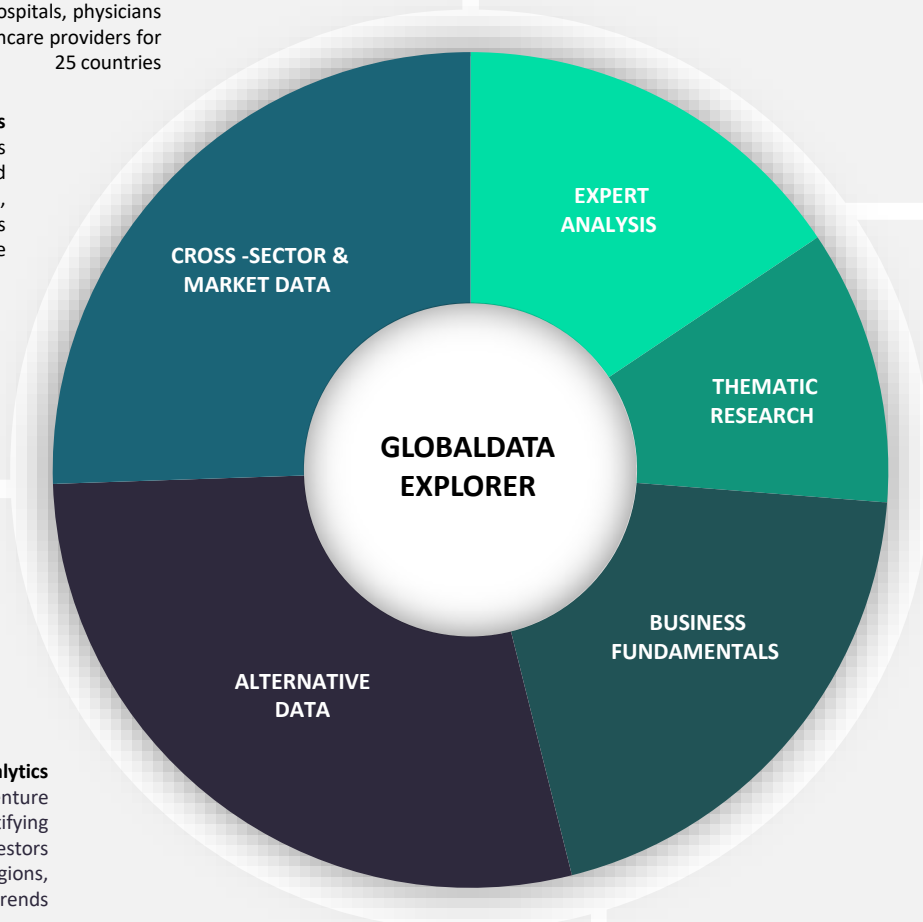
Notifications keep you informed of the latest releases

Help Center contains support guides, recommendations and top tips

Ask an Analyst at any time if you need fast assistance with a query

Regular usage reports showing user engagement to determine ROI





Market Analyzer

Explore, analyze and visualize data across multiple dimensions such as sector, category, and geography, providing data at the macroeconomic, industry and company level, with the ability to add measures for multiple segments and regions in a single search.

Sector Activity Indicators

Tracking the movement of stock prices of leading sector specific companies, volume of job postings, financial deals and sentiment of news releases and company filings

Product Launch Analytics

Capturing the latest FMCG launches in the global retail space that stand out from the competition and have the potential to be a disruptive presence in the market.

Tenders

Database containing over 15 million tenders and contracts, with an average weekly publication of over 22K tenders

Company Filings

Granular intelligence into the key factors shaping competitor and customer performance

Theme Evolution Indices

A set of indices monitoring the global evolution of 15 of the most prominent emerging technologies

Global Ads

Real-time advertising intelligence for more than 950K adverts and content posts, providing advertising intelligence from the world's leading brands for over 50 markets globally

Healthcare Provider Dashboard

Comprehensive and up-to-date information on hospitals, physicians and other healthcare providers for 25 countries

Surveys

Data from polls and surveys related to consumer and enterprise concerns, priorities, adoption trends and outlook for the future

Smart Money Analytics

Data and insight on venture investments, identifying who the leading investors are across different regions, countries and trends

Job Analytics

Access job listings from the career pages of companies in your sector to uncover hiring trends

Influencers

Track social media (Twitter) discussions led by key opinion leaders

Reports

The latest reports curated by industry experts covering sector activity, Hot Topics, Innovation, Trends and more

Real-Time Intelligence

Latest industry-leading cross-sector analysis delivering actionable intelligence on recent events & announcements

Analyst Engagement

Frictionless access to analysts for further insights when required, and access to regularly scheduled in-depth webinars

Thematic Research

Monitoring and analysis of the top ten themes disrupting industries globally

Theme Evolution Indicator

Tracking the global evolution of the 15 most prominent emerging technologies

Macroeconomic Data

Historical and forecast macroeconomic, socio-demographic and sector intelligence for 200+ countries

City Profiles & City Economics

Socio-economic and demographic intelligence down to the city level for 3,000+ cities across 148 countries globally

News Database

Up-to-the-minute business news, insight and opinion on all industry, regional and company developments

Deals Database

Comprehensive repository providing real-time tracking of latest cross-sector M&A activity

COVID-19 Country Dashboard

An expansive database, leveraging tools and analytics to understand the full impact of COVID-19 across sectors, regions and companies

Company Database

Integrated view of a company with related market data, reports, insights, deals and fundamental information in one place



GlobalData Explorer Solution

Overview of the platform, it's value and
how each section helps



Homepage

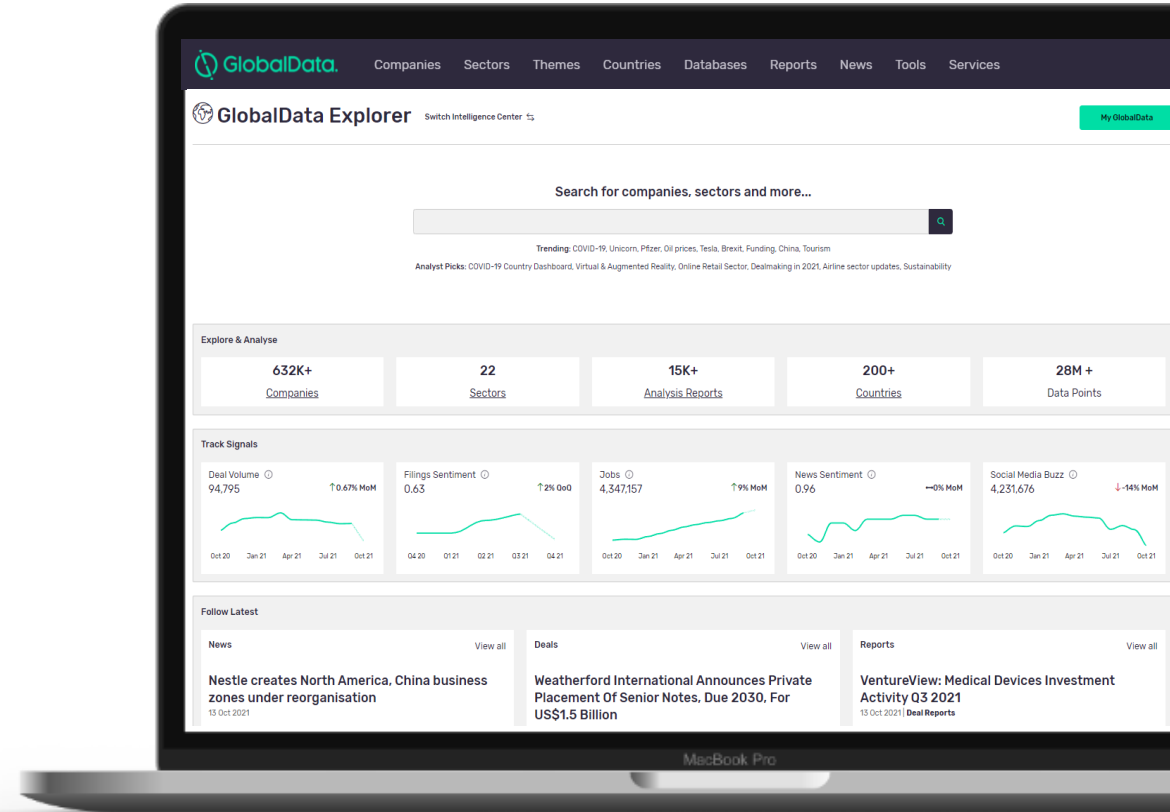


→ Value

Explore with ease using a powerful and intuitive search interface that enables you to find the content relevant to you and discover connected data and insights that enrich your research objectives.

→ Description

Designed to make your market research more effective, the homepage is your gateway to exploring and analyzing all that GlobalData Explorer has to offer.



+ Signals

Filter signals from noise and keep an eye on the signal trendlines that warn you of key industry movements

+ Latest Reports & Deals

Review all the latest reports published on GlobalData Explorer and see the latest deals taking place across all industries covered

+ Trending Topics

Explore the latest trending topics and assess analyst picks all from the homepage

Companies



→ Value

A 360 degree view of over 600,000 companies driven by qualitative and quantitative insights enables you to benchmark performance, monitor company activity, and identify M&A opportunities.

→ Description

Gain transparency and access a fully integrated view of a company with all related market data, reports, insights, deals and fundamental information in one place. Identify trends or conduct analysis and benchmarking to discover who are the industry leaders, laggards, and disruptors.

+ Screen Companies

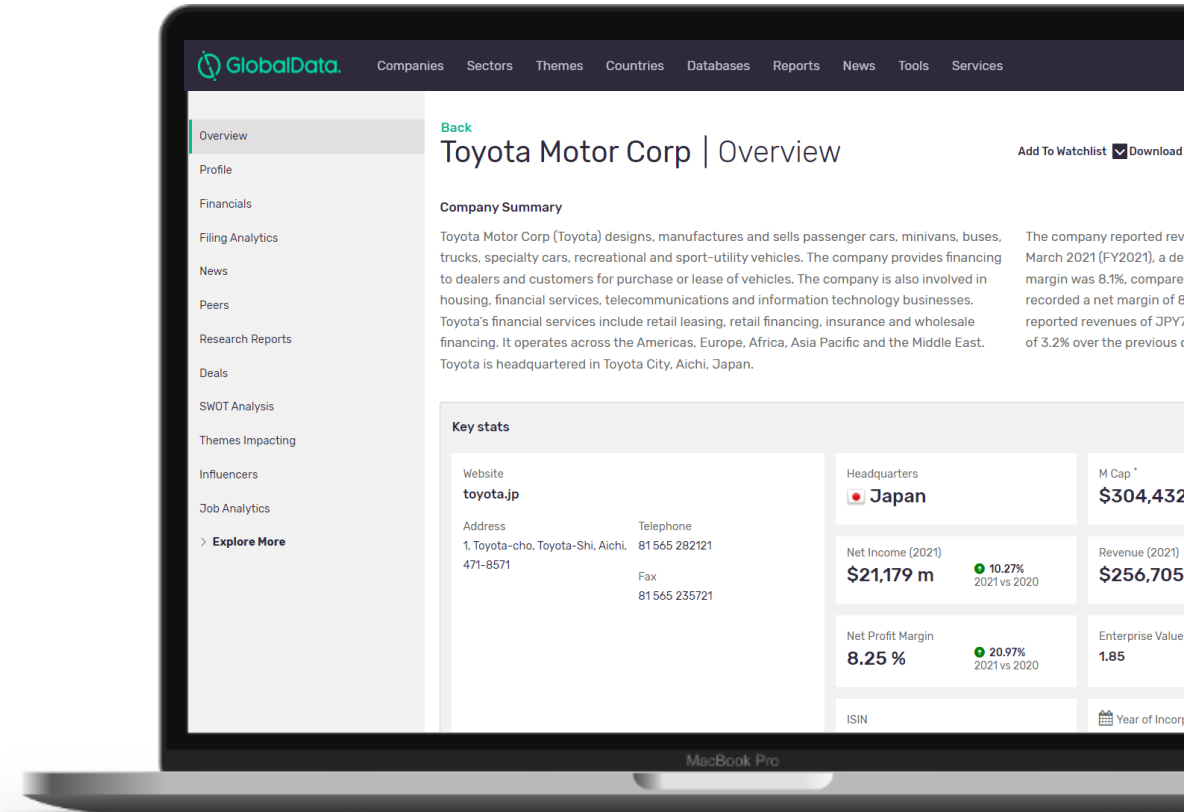
Use your customized selection criteria to build and refine a bespoke universe of relevant Companies

+ Access Curated Lists

Identify the key players across Sectors & Geographies, in addition to the top Advisors & Investors, and the Leaders & Disruptors of emerging tech

+ Know Your Competition

Minimize time spent tracking the competition with a 'one stop shop' of multiple types of competitor intelligence

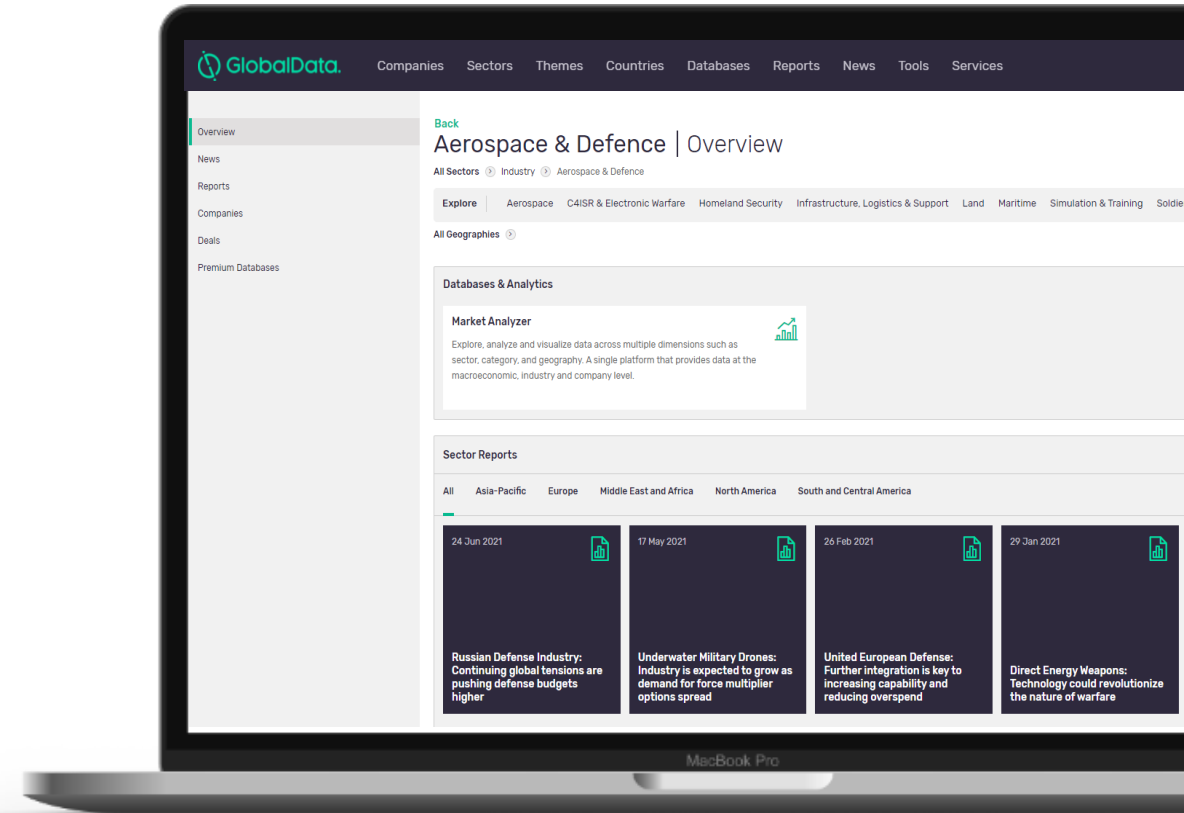


→ Value

Access all of GlobalData Explorer's data and insights organized into sector-specific dashboards. Monitor sector trends and track market behaviour, sector value and the key innovations shaping the future of each sector covered.

→ Description

Gain a comprehensive view of sector related data and analysis including size, forecasts, recent developments, deals, key companies and reports. Access data and expert analysis, enabling you to spot opportunities and risks early by staying on the pulse of changing sector dynamics.



+ Monitor Trends

Keep up to date on essential news and M&A activity and analyse the key themes impacting sectors

+ Related Reports

View industry specific reports such as Trends Reports, Trackers, Company Analyses, Deals Activity Reports and analyst opinions

+ Leading Companies

Identify the key players within each sector and sub sector with Key Lists of top companies

Themes



→ Value

Protect your business against disruptive threats and determine which themes to invest in and which to avoid. Assess what your competitors are doing in each theme available on GlobalData Explorer and predict the future of your industry.

→ Description

Through the early identification and tracking of major global disruptive themes, you are able to explore and assess their impact on your business and industry. Expert analysts track themes across all major companies and industries, with GlobalData Explorer providing you with access to the top ten most popular themes.

+ List of Themes

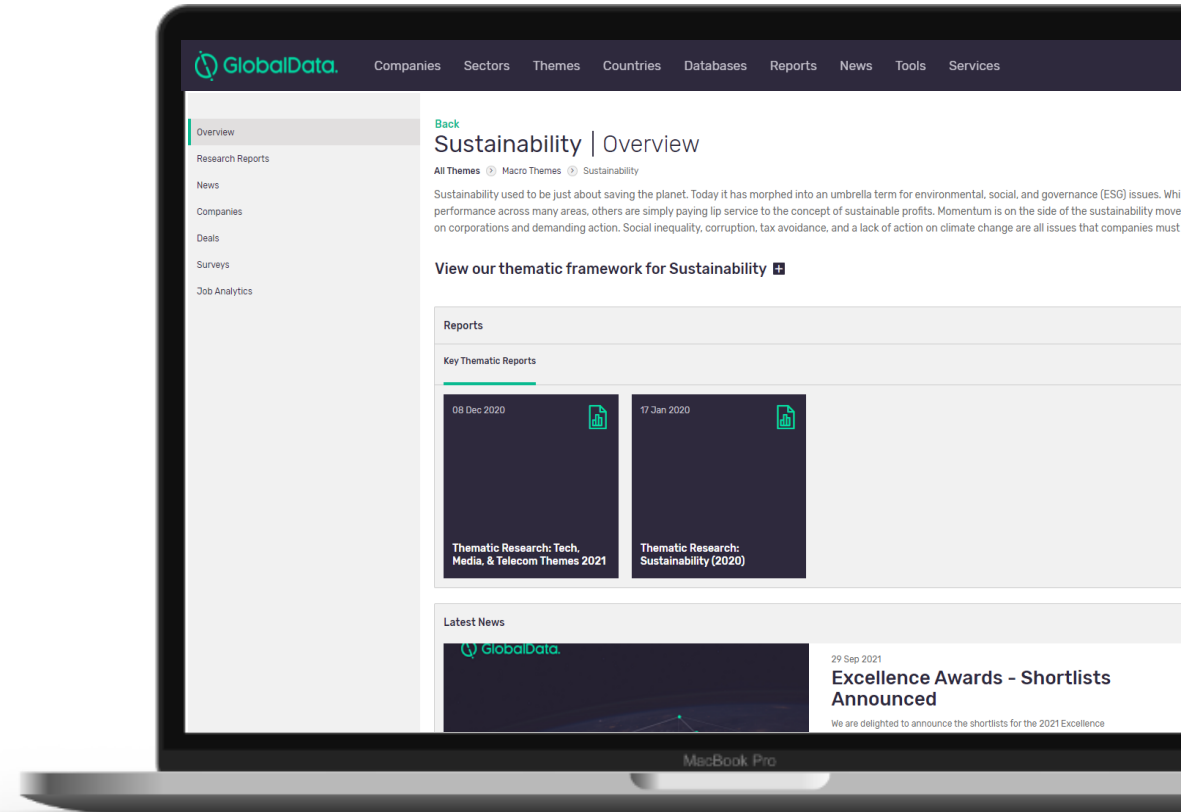
Deep dive into 10 individual theme pages which are all backed by rich datasets

+ Thematic Reports

Insight into the key themes changing industries and the companies driving disruptive innovation

+ COVID-19

Get a deeper understanding of the global pandemic, how it's progressing, and what this means for your business



Countries

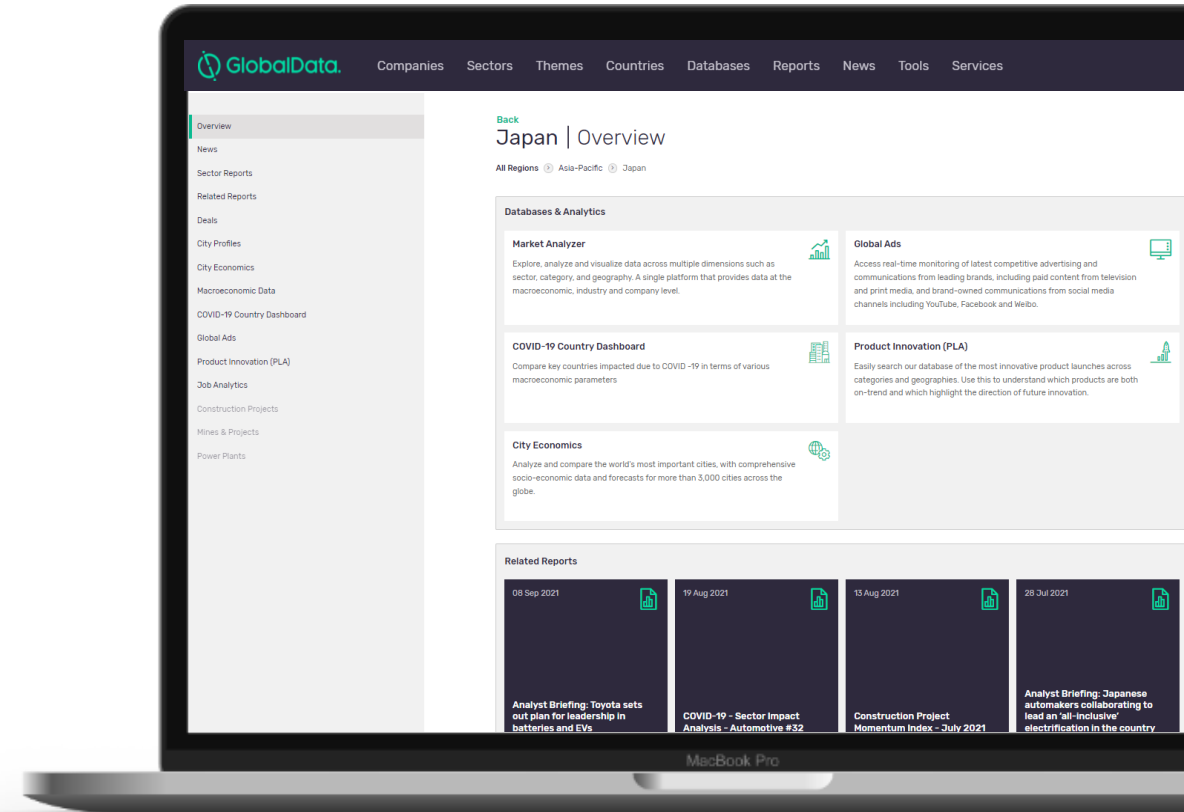


→ Value

Insights into specific regional activity enables you to learn from the rapidly evolving region-specific disruption trends, while country coverage allows you to learn from unique practices and adoption trends from other regions.

→ Description

Access data and insights on over 200 countries with resources integrated from across GlobalData Explorer into country specific lenses. Keep abreast of emerging trends across a range of topics impacting different geographies through geography-specific news, deals, analysis of market players, and market and product databases.



+ Discover Countries

Select individual countries, grouped by geographies, to enable easy navigation and comparison

+ Related Reports

Access analyst reports assessing insight and trends connected with each country

+ Macroeconomic Reports

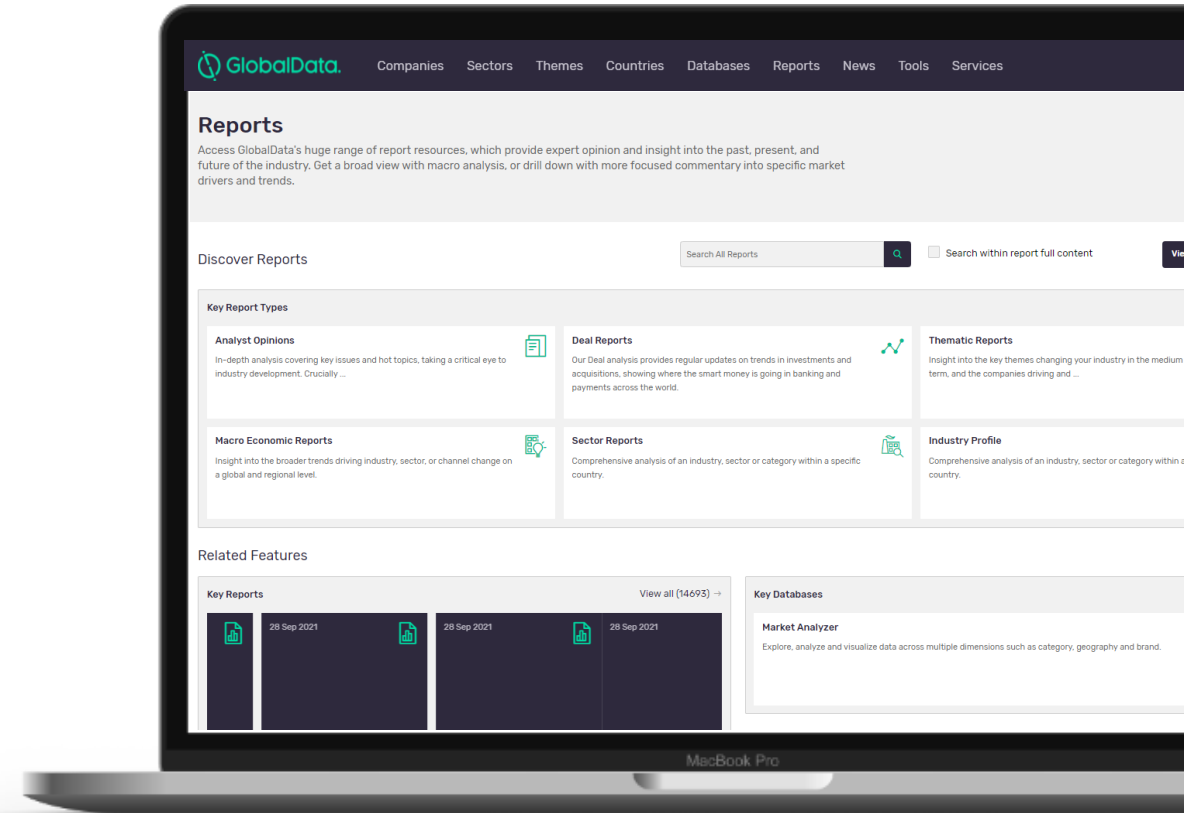
Access macroeconomic reports to gain analyst insight and city profiles to get a richer picture

→ Value

Understand the trends and insights that are driving change and innovation across industry sectors, and identify the disruptive themes, players, and technologies impacting industries in the medium and long term.

→ Description

Access a huge range of report resources, providing expert opinion and insight into the past, present, and future of 22 industries including 120+ sub-sectors. Get a broad view with macro analysis, or focus on sector specific market drivers and trends.



+ Analyst Opinions

Analysis covering key issues and hot topics, taking a critical eye to industry developments

+ Deal Reports

Updates on trends in investments and acquisitions, showing where the smart money is going in banking and payments across the world

+ Sector Reports

Analysis of an industry, sector or category within a specific country

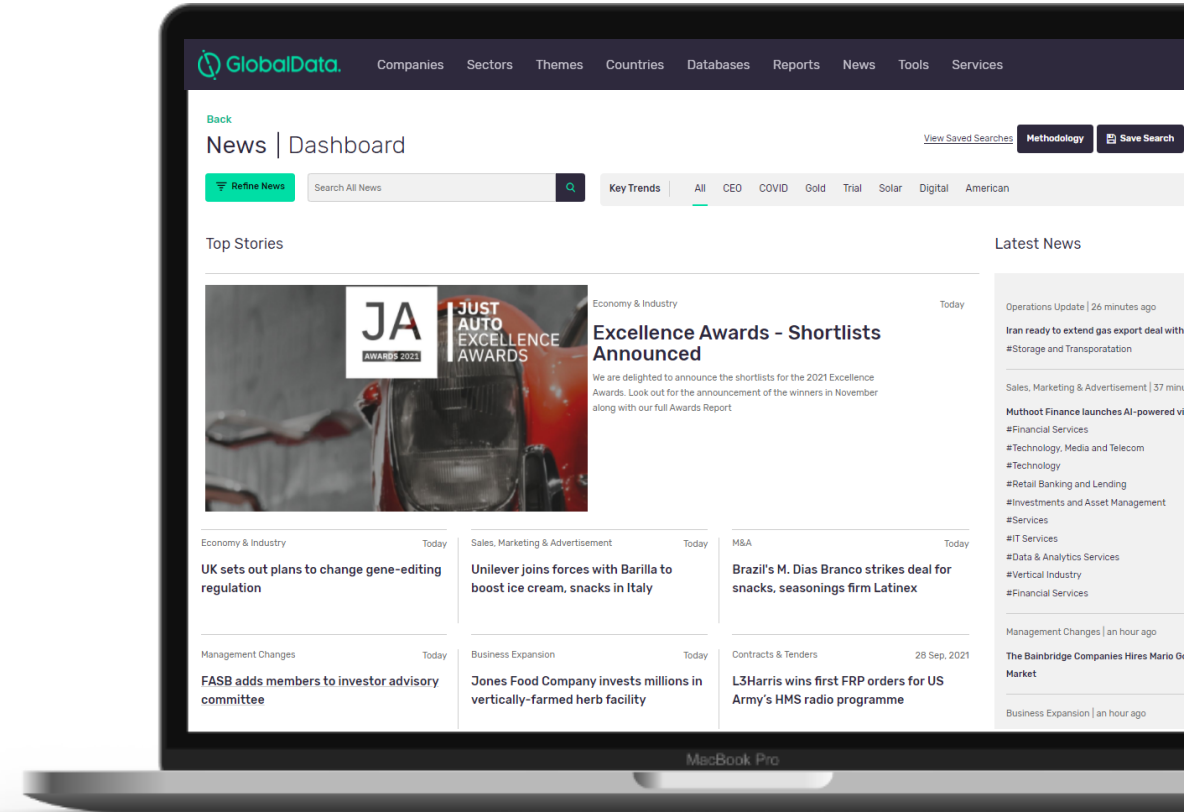


→ Value

Track the executive movements and strategic actions of peers, partners and competitors with up-to-the-minute business news, insight and opinion on developments. React to breaking news before your competitors to establish and maintain a competitive edge.

→ Description

GlobalData Explorer's News Dashboard combines Artificial Intelligence and human insight to provide the most accurate and relevant industry intelligence in real-time. Minimize time spent searching for information by having instant access to a wide range of relevant news sources.



+ Refine News

Filter news by Industry, Sentiment, Geographies, Companies and Time Period

+ News Analytics

Search for specific news content and drilldown into the results with the Results Analytics tool

+ Key Trends

Discover the key trends that are being discussed most in the news

→ Value

Access a suite of functional tools, tailored to your requirements and designed to help you collate and dissect the information you need faster.

→ Description

Each tool reduces the time required to answer the critical questions shaping your strategy and driving day-to-day success.

+ Build Your Own Report

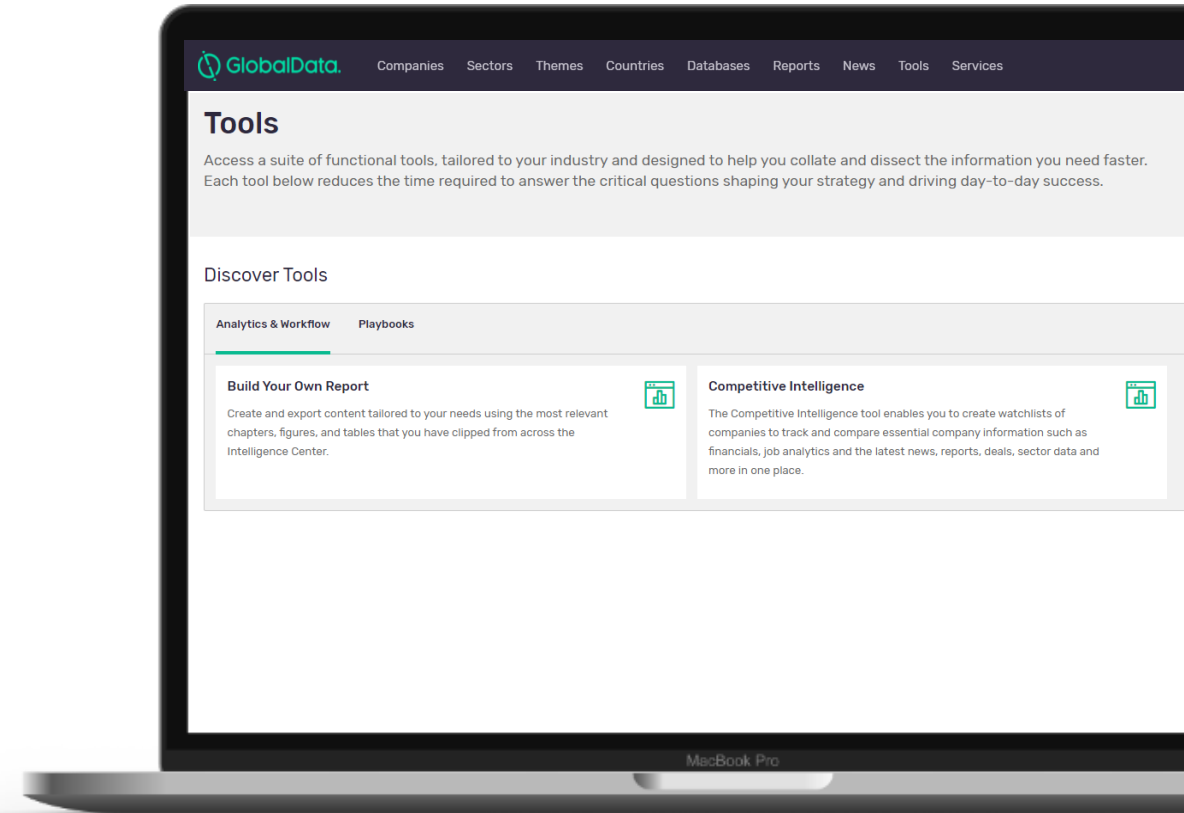
Clip and create your own bespoke reports to share with colleagues using the most relevant chapters, figures, and tables that you have clipped from across GlobalData Explorer

+ Competitive Intelligence

Create watchlists of companies to track and compare essential company information to understand competitor motivations and behaviors

+ COVID-19 Playbook

Shore up your company's response to COVID-19 and be guided through a four step process to assess business risk





GlobalData Explorer Databases

Discover the databases available



Market Analyzer



→ Value

Analyze indicators for various markets across the globe along with their underlying macroeconomic fundamentals. Access in-depth market facts, ranging from the global to the micro level, helping you to identify winning market opportunities.

→ Description

Explore, analyze and visualize data across multiple dimensions such as sector, category, and geography. A single platform that provides data at the macroeconomic, industry and company level, with the ability to add measures for multiple segments and regions in a single search.

+ Spot Opportunity

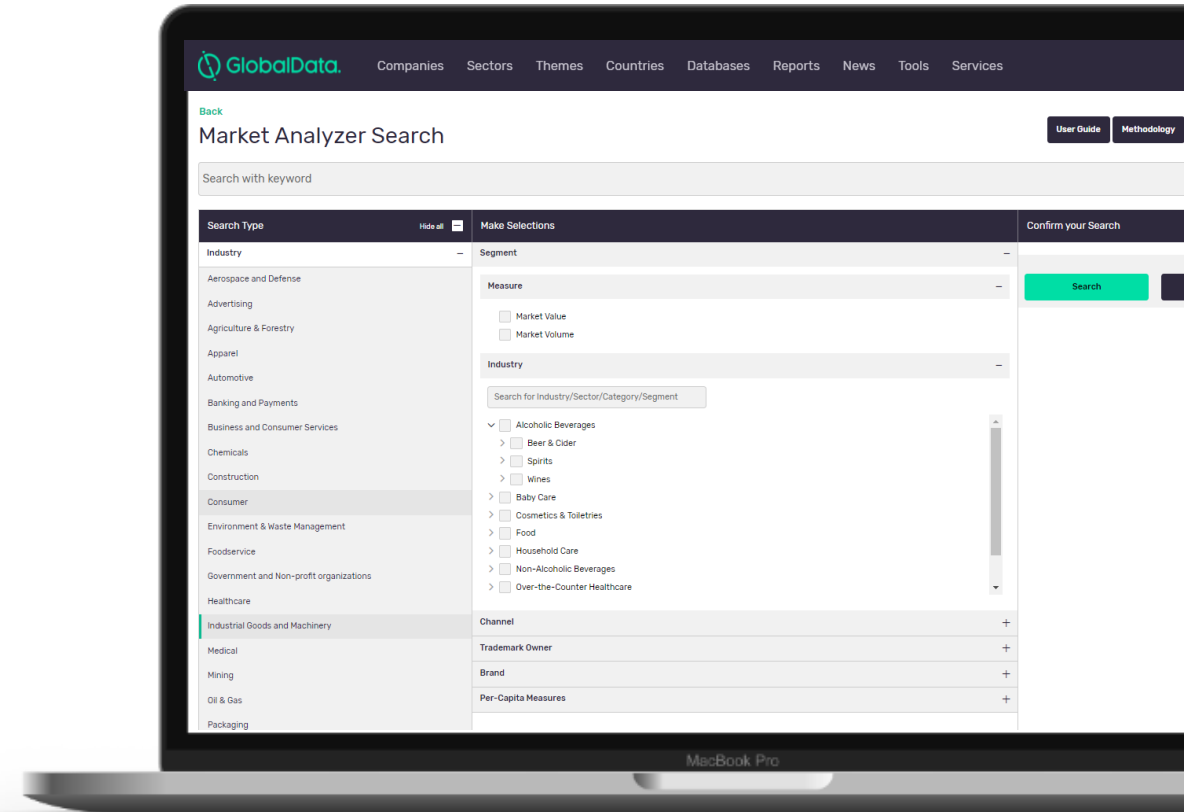
Identify which sectors are the fastest growing in a particular country

+ Confirm with Underlying

Confirm your industry trends with underlying fundamentals in the respective economies with >700 macroeconomic measures for >200 countries

+ Track From All Relevant Views

Analyze markets across relevant dimensions for each sector, including channels, technologies, specialties, service types, product categories and much more



Company Filings Analytics



→ Value

Eliminate time from the competitor and customer tracking process, and access intelligence that keeps you ahead of the industry curve. Keep up to date with company announcements with instant access to all of the related company filings in one place.

→ Description

Leverage Artificial Intelligence (AI) to access timely, gold standard and granular intelligence into the key factors shaping competitor and customer performance.

+ Company Filings

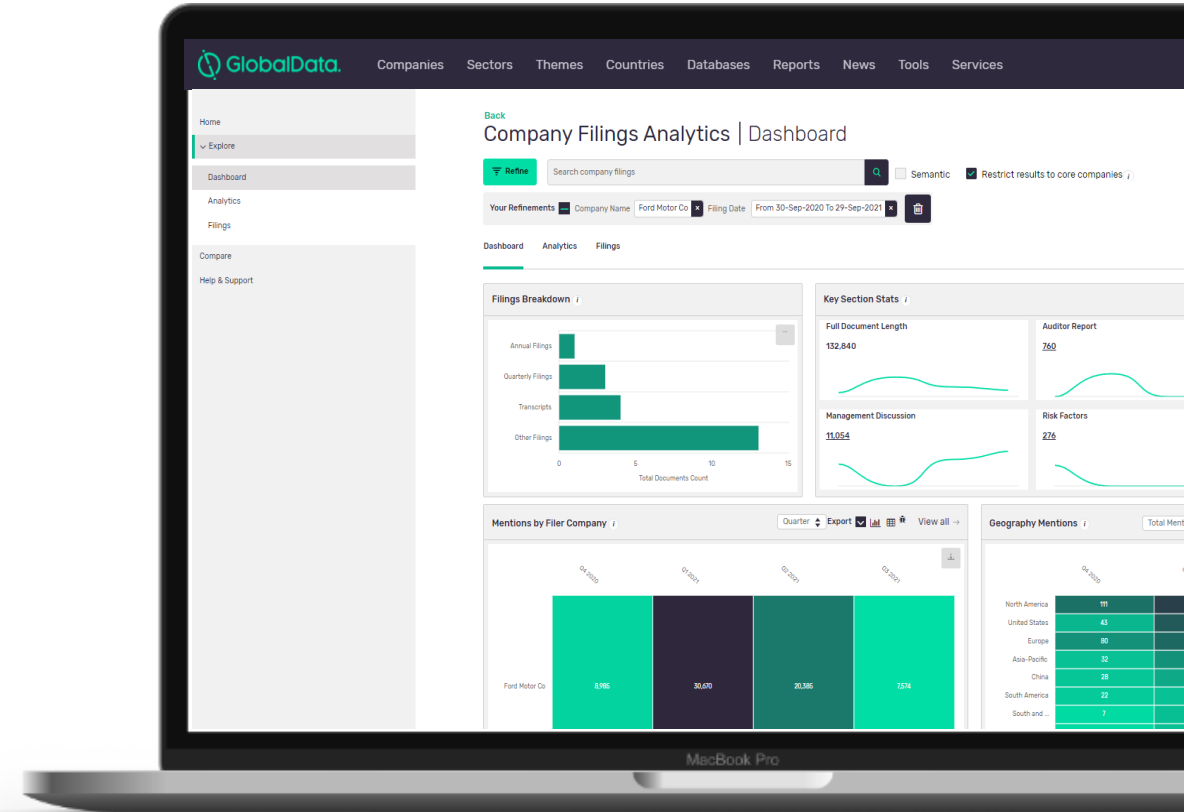
Never search for filings again with all filings stored in one place, saving you and your team time

+ Sentiment Scores

Gauge if management and analyst scores match up, with sentiment drivers for all transcripts and documents

+ Easily Filter Results

Filter by most mentioned products, brands, geographies, companies and themes to indicate key focus areas and priorities



Social Media Analytics



→ Value

Identify and track the key disruptive trends that are keeping the top digital thought leaders talking.

→ Description

50+ influencer dashboards help you track social media (Twitter) discussions led by key opinion leaders on the disruptive technologies and macro forces that shape the world. Access 10M classified and tagged tweets each month that have been processed by advanced AI techniques.

+ VC Influencers

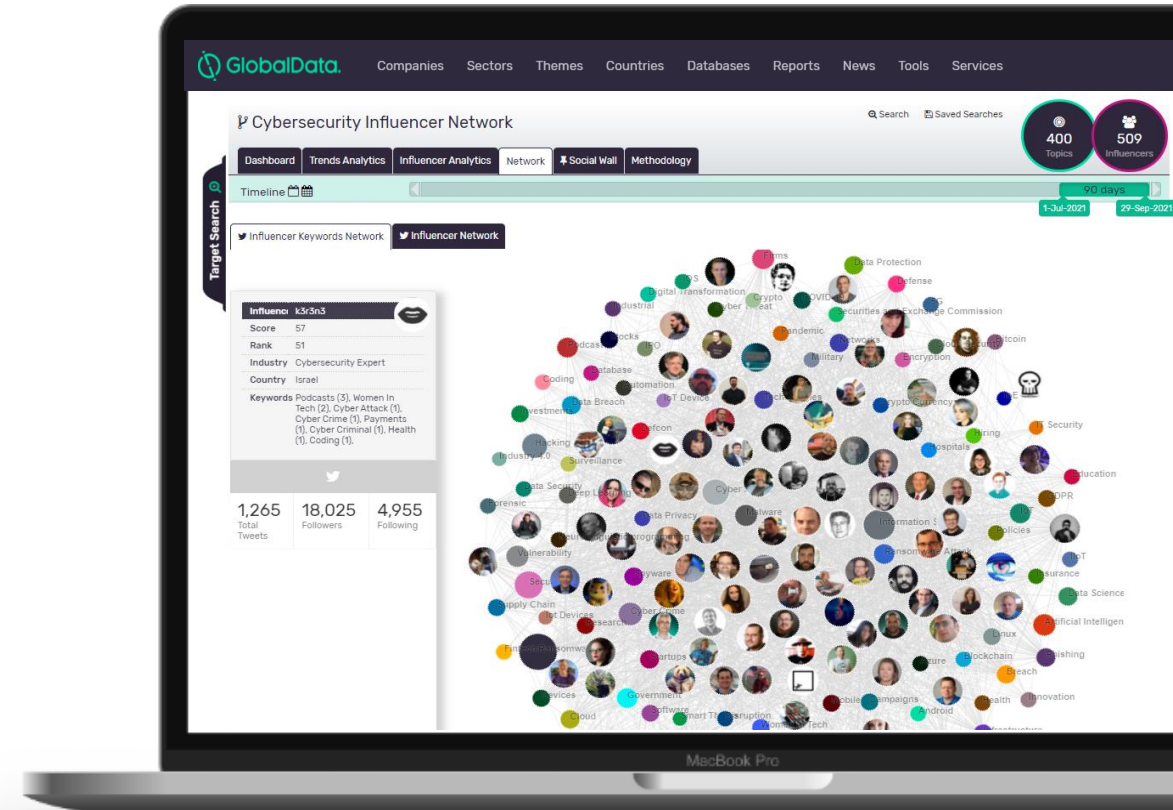
Identify and track the trends that are keeping the top digital venture capital thought leaders talking

+ CEOs Influencers

Identify and track discussions led by the CEOs of the top global companies

+ DisruptiveTech

Gain insight into the major disrupting players in the Tech space; an early warning system driven by business-to-business thought leaders



Job Analytics



→ Value

Uncover hiring activity to predict the strategic movements of the selected companies.

→ Description

Access job listings from the career pages of 15K+ companies with over 2M active jobs, each tagged to Themes, Geographies, Sectors and more. Understand what roles/functions a company is hiring for and discover what this means in terms of the risks they are preparing for and their strategic focus.

+ Active Job Openings

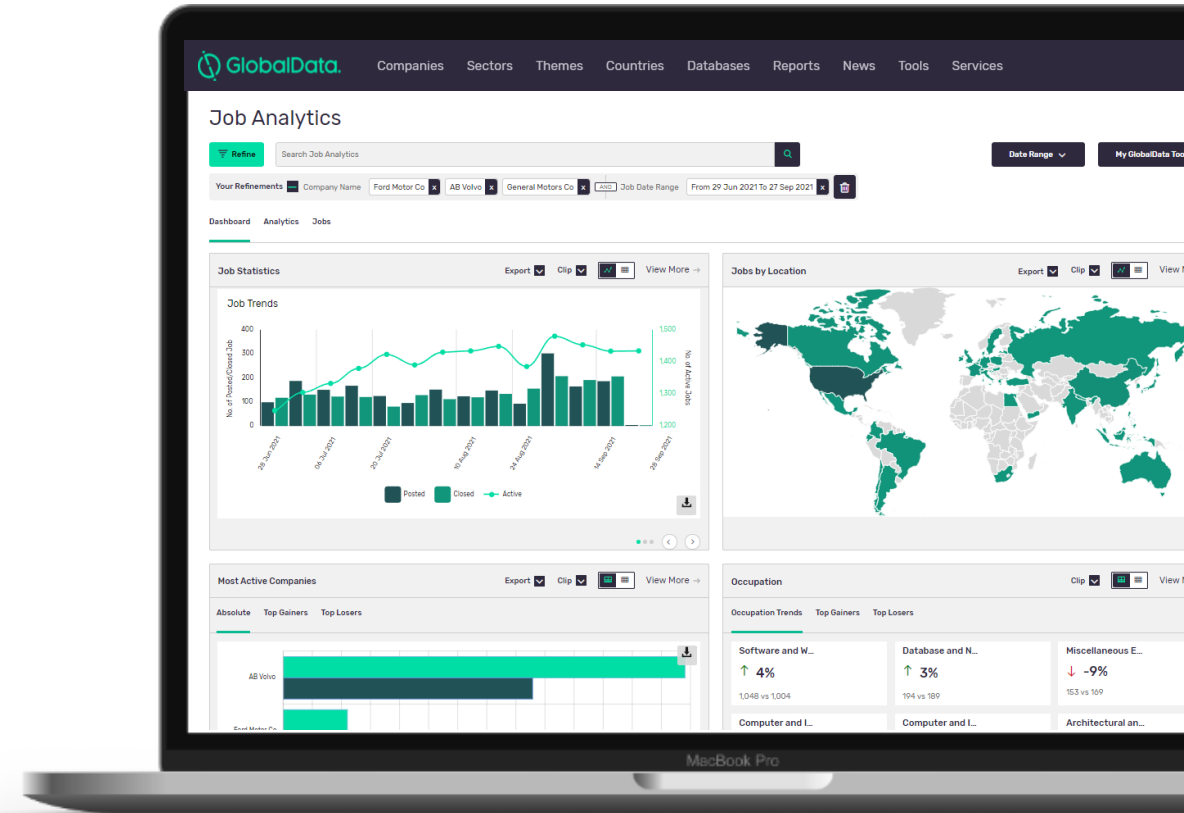
Determine the strength of company's of interest: are they actively hiring?

+ Themes

Predict their strategy by seeing which themes they are investing in

+ Geography

Spot early if they are expanding to different markets or opening up new production plants



Deals



→ Value

Never miss out on a deal with access to sector-specific insights, enabling you to uncover the latest competitor deal activity, deal value and volume trends, analytics, league tables and detailed profiles of investors and advisors.

→ Description

Track market activity with a database of global mergers and acquisitions, private equity deals, venture finance deals, private placements, IPOs and partnerships.

+ Monitor Investment Activity

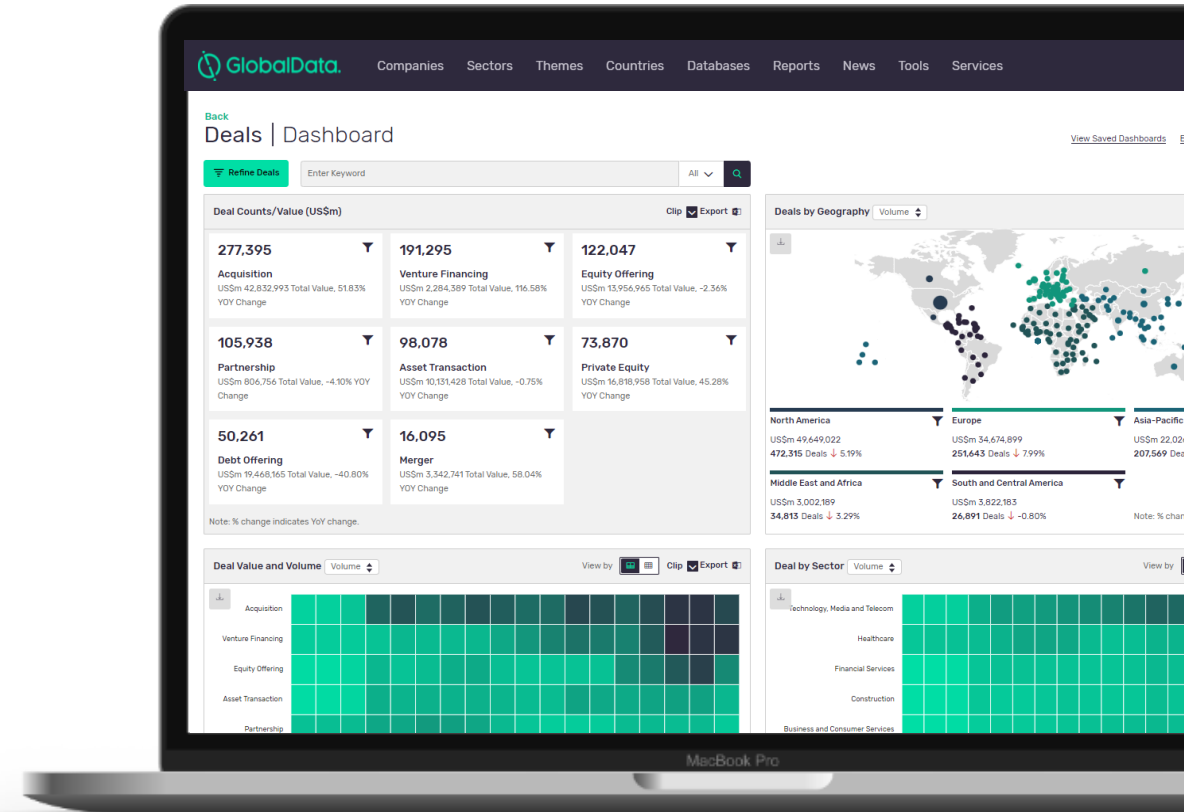
Identify hotspots of investment activity and capitalize on investment opportunities

+ Smart Money Analysis

Determine where money is flowing and understand which companies the smartest investors are buying

+ Themes Showcase

See the number of deals taking place by theme and their total value



COVID-19 Country Dashboard



→ Value

Understand the global progress of the pandemic in more detail with daily news, research, and opinions to help you plan a winning strategy for your business. Assess the ongoing impact on countries that are most relevant to you and understand how specific markets are being shaped by the pandemic.

→ Description

Access an expansive database and leverage tools and analytics to help you understand the full impact of COVID-19 across sectors, regions and companies. A dynamic, real-time tracker, tracking key indicators for 50 countries majorly affected by COVID-19.

Country	Total Confirmed Cases	Total Deaths	Case Fatality Rate (%)	Cumulative change of cases in last 15 days (%)	GDP, US\$bn (Nominal) 2020	GDP Growth 2021 (%)	GDP Growth (Percentage Points Revision Over 2021 Base)	Inflation Rate 2021 (%)	Stock Market Index (% Change, YTD)	Stimulus Packages (% of GDP)	Stimulus Packages (US\$bn)
World	33,716,451	447,751	1.33	-85.10	83,844.98	5.79	2.49	3.21			
United States	43,211,372	692,274	1.60	4.51	20,896.93	5.9%	4.31	4.31	17.62	37.25	77.7
India	33,716,451	447,751	1.33	1.20	2,571.92	9.9%	2.82	5.12	25.33	16.27	4.1
Brazil	21,366,395	594,653	2.78	1.71	1,370.79	4.3%	2.47	6.90	-7.35	17.80	2.1
United Kingdom	7,772,531	136,736	1.76	6.23	2,637.89	6.6%	5.00	2.10	7.82	29.80	7.1
Russia	7,355,883	201,854	2.74	4.00	1,455.07	3.8%	2.08	5.56	21.40	4.01	1.1
France	7,094,334	117,347	1.65	1.24	2,592.60	6.0%	4.77	1.60	17.56	26.68	6.1
Turkey	7,066,658	63,372	0.90	5.31	639.80	7.0%	4.07	16.56	-6.77	11.50	1.1
Iran	5,559,491	119,888	2.16	4.10	674.87	4.3%	3.48	26.03	3.71	5.71	1.1
Argentina	5,251,940	114,954	2.19	0.48	382.78	6.1%	4.73	46.33	49.43	7.10	1.1
Colombia	4,954,376	126,279	2.55	0.46	272.76	6.6%	3.22	3.04	-4.76	4.59	1.1
Spain	4,953,930	86,358	1.74	0.72	1,246.16	6.0%	4.46	2.20	9.32	25.88	3.1
Italy	4,665,049	130,807	2.80	1.12	1,827.65	5.5%	4.78	1.49	15.51	60.86	1.1
Germany	4,216,507	93,524	2.22	2.79	3,776.89	3.4%	2.05	2.86	12.17	37.05	1.1
Indonesia	4,211,460	141,709	3.36	0.89	1,091.68	3.9%	-1.31	1.87	0.94	4.55	1.1
Mexico	3,635,807	276,676	7.68	3.41	1,056.82	5.6%	4.28	5.05	13.92	3.76	1.1

+ Country Comparison

Generate graphs that lets you compare the impact that the pandemic is having on different countries

+ Monitor Developments

Monitor the fast-changing developments around the pandemic and their effects on your business

+ The 'New Normal'

Understand how to position your company for the 'new normal'

Macroeconomic Database



→ Value

Conduct comparative analysis of macroeconomic and industry drivers for over 200 countries, with access to circa 1,000 measures including macroeconomic and industry-related macro data.

→ Description

Build and back your market analysis with underlying macroeconomic fundamentals. Understand correlations between markets of interest and multiple macroeconomic indicators with over 60 years of data for key datasets. Find systemic reasons for market trends and let your clients know if they need to stay in, move from, or enter into new regions.

+ Countries

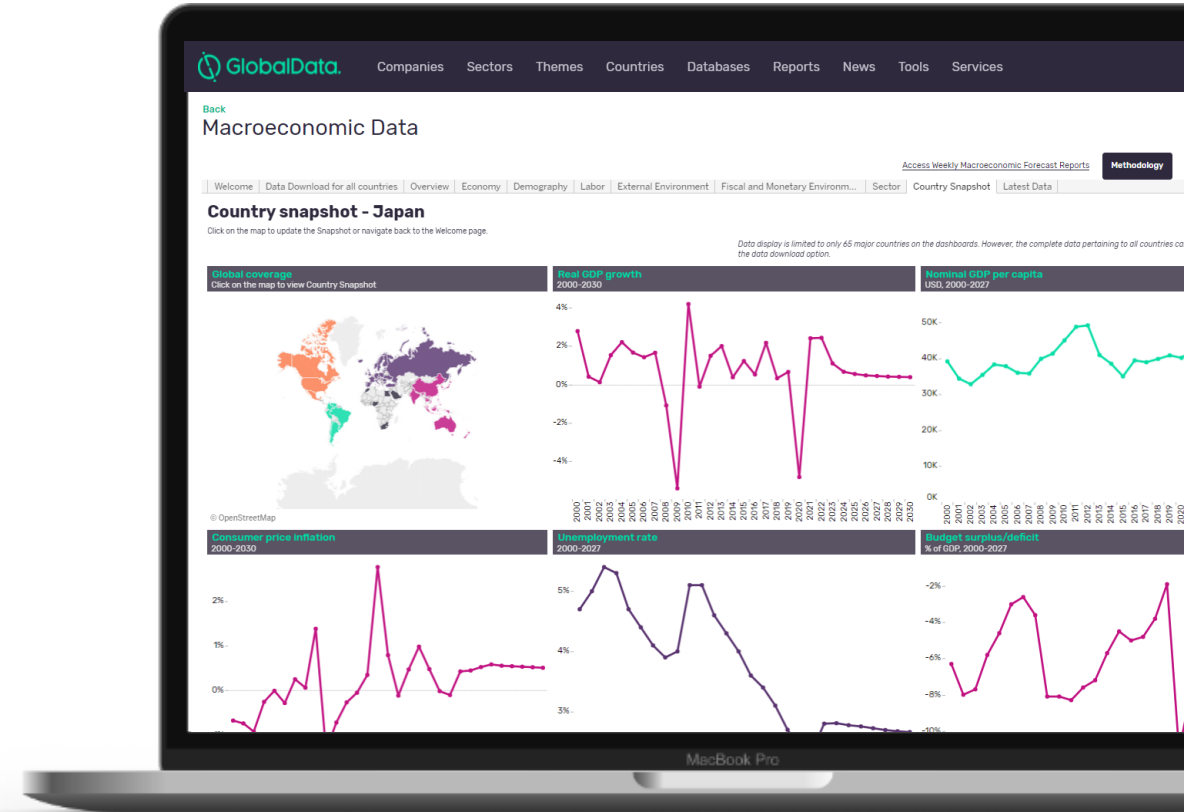
Assess over 700 macroeconomic indicators for over 200 countries

+ Sectors

View over 250 underlying macro indicators for 10 key industries

+ Dimensions

Analyze measures across economy, demographics, labor force & employment, education, environment and households & income



→ Value

Understand the socio-economic and industrial behavior driving urban growth with detailed analysis on almost 200 of the most prominent cities in the world.

→ Description

Over 300 indicators for each city, covering macroeconomic and sociodemographic factors that will impact your business decisions.

+ Business Environment

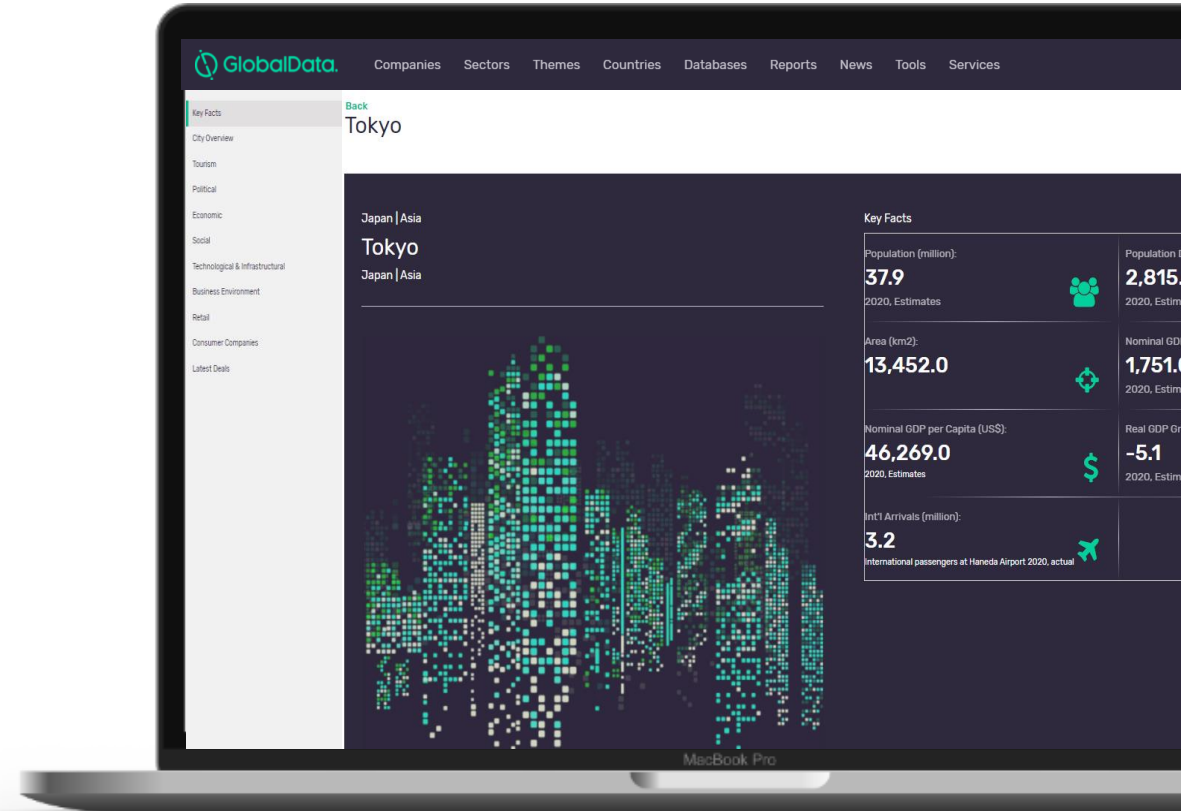
Access expert analysis enables you to gauge the business environment of major cities worldwide

+ Forecasts to 2025

And all data starting from 2000, making geographic statistical analysis more robust

+ Latest Deals

Discover the latest deals connected to the city that you're reviewing



→ Value

Compare the world's most important cities, with comprehensive socio-economic data and forecasts for more than 3,000 cities across the globe.

→ Description

The most complete database of city intelligence in the world with indicators across five categories per city: demographic, economic, employment, Household & income, and expenditure.

+ Global Overview

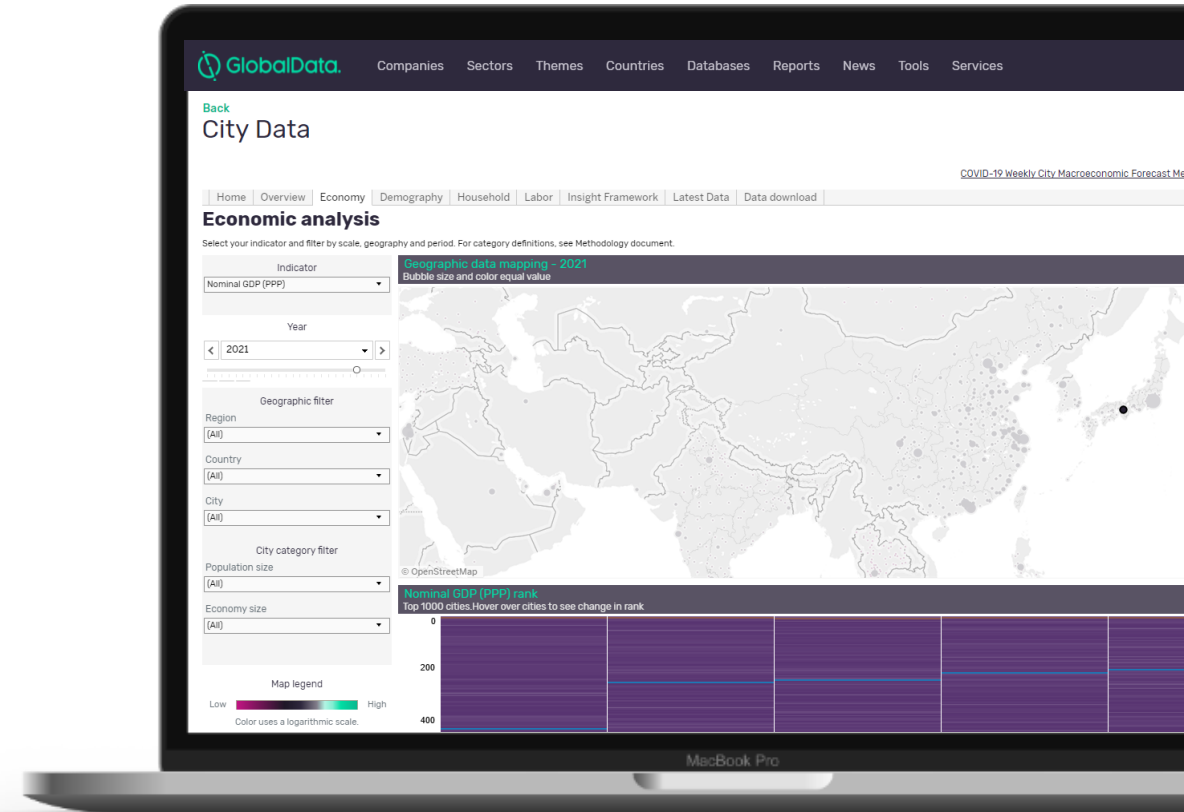
Drill down into city economic data and forecasts through an interactive world map

+ Demographic Analysis

Uncover key demographic trends and make insightful city comparisons

+ Labor Analysis

Assess current and historical employment rates and assess forecasts up to 2025



→ Value

Assess the leading brands' advertising themes and trends in order to respond to competitor messaging and position your client's brand more effectively. Benchmark your advertising campaigns against product category leaders and explore their advertising messages and claims.

→ Description

An easy to use, real-time database providing advertising intelligence for more than 950K adverts and content posts. Access real-time advertising intelligence from the world's leading brands for over 50 markets globally.

+ Multi-channel Advertising

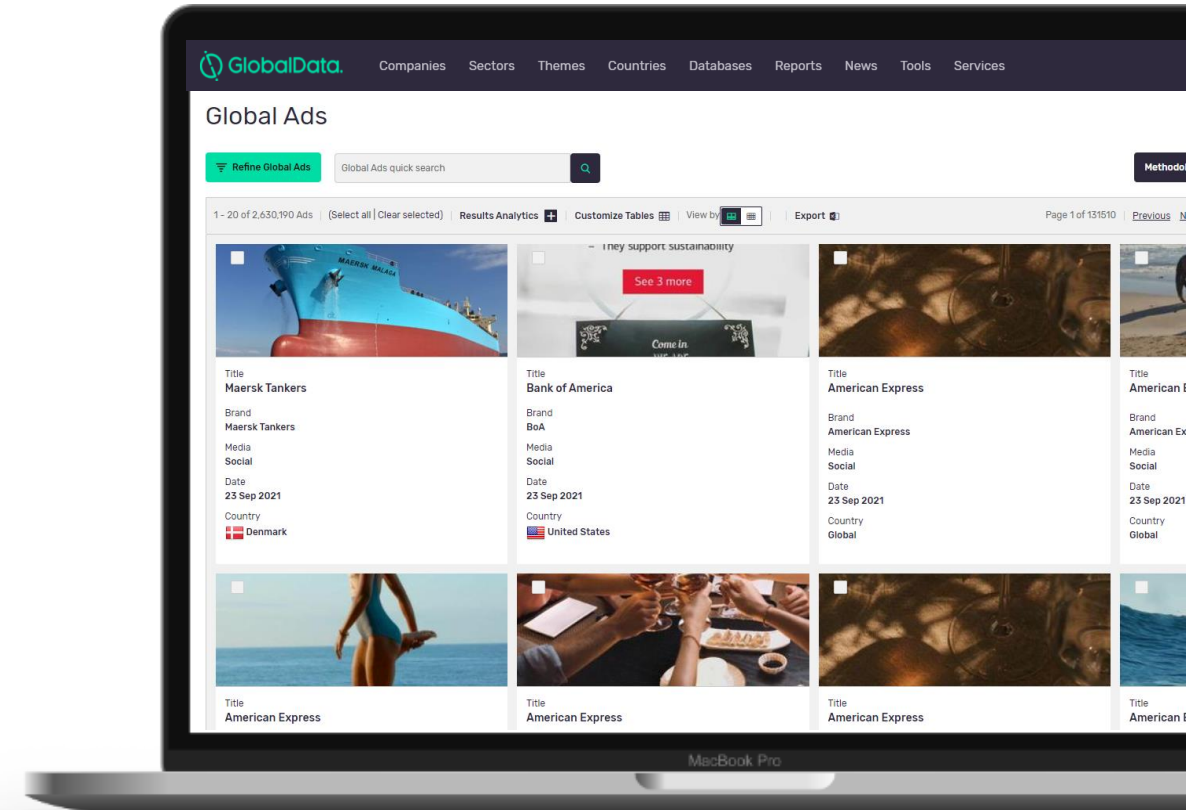
Assess paid content from TV and print media, to brand-owned communications via social media such as YouTube, Facebook and Weibo

+ Refine Searches

Filter through almost a million ads by brand, country, company, date, media type and Ad ID

+ Watch Ads

All video media ads can be watched within GlobalData Explorer



→ Value

Gauge consumer and business professionals' sentiment using a mix of sector surveys and COVID-19 polls data. Make better, more informed business decisions by leveraging current consumer and business insight.

→ Description

Access data from polls and surveys related to consumer and enterprise concerns, priorities, adoption trends and outlook for the future; complemented by relevant survey driven analysis and insights.

+ Survey Data & Analytics

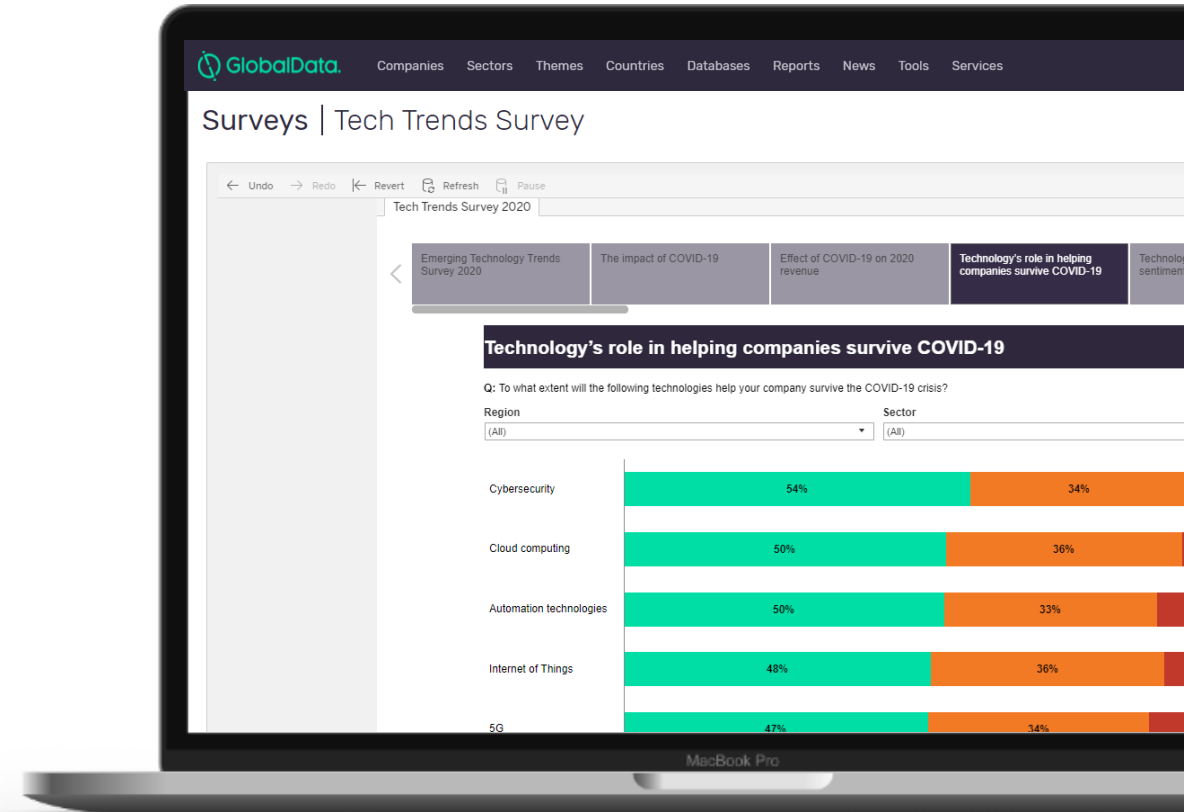
Investigate survey responses with interactive data models that allow you to filter datasets by sector, region, country, gender, age and more

+ Tech Trend Surveys

Understand how prepared industries are for the digital disruption that is coming their way

+ Trackers & Polls

Repository of live and closed polls primarily related to the COVID-19 situation



Thematic Index

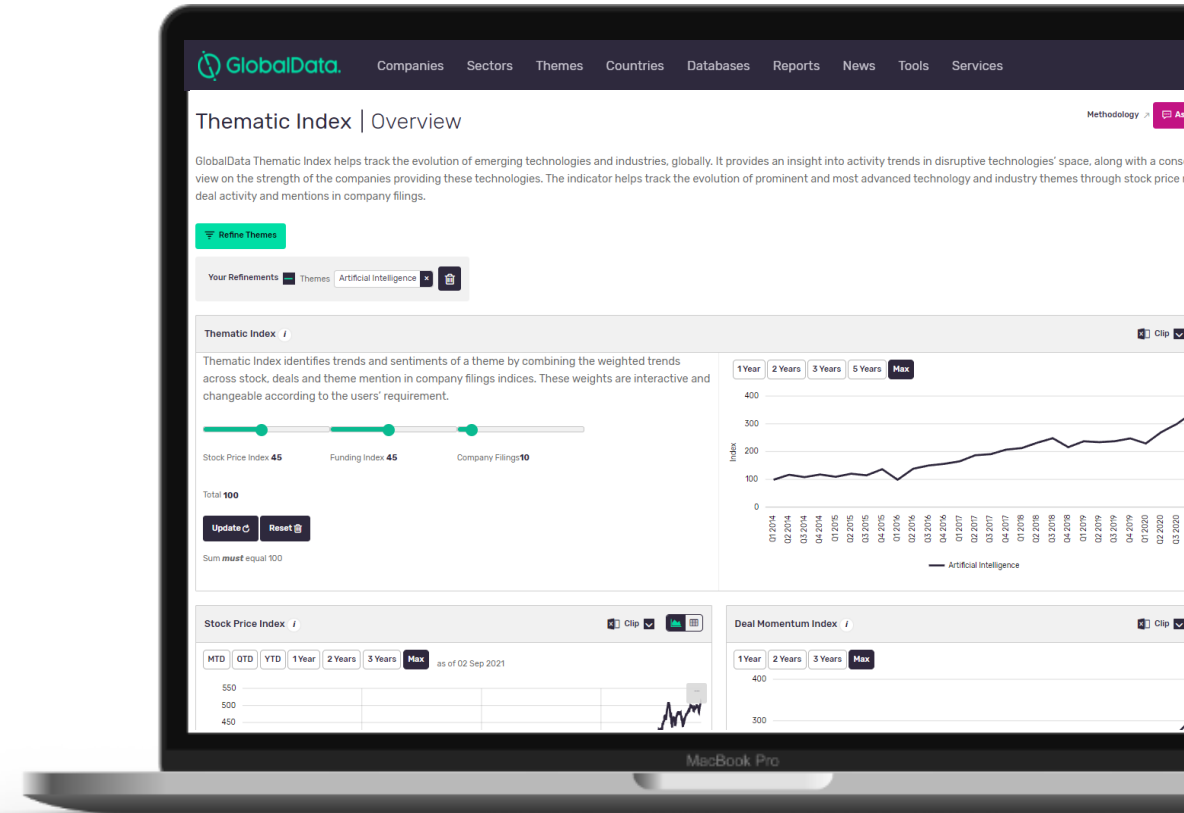


→ Value

Track the evolution of the disruptive technologies space and monitor activity trends, along with insights into the strength of companies offering these technologies.

→ Description

Track the global evolution of the 15 most prominent emerging technologies, allowing you to identify underlying technology trends and invest in the right themes. Gain a consolidated view on the strength of the companies offering these technologies and the confidence of their investors, ensuring that you build only the most successful investment strategies.



+ Trending Themes

Invest in the right themes by comparing which themes are trending

+ Deal Momentum Index

Identify investment flow and trends across regions for tech themes by evaluating venture financing deals

+ Funding by Region Index

Recognize the geographies where a tech theme is in major growth versus areas of slower investment

Sector Activity Index



→ Value

Gain a consolidated view of the current health of industry sectors and assess your own position versus the market. Monitor the overall health of each sector and compare up to four sectors at a time.

→ Description

Track the movement of stock prices of leading sector specific companies; the volume of job postings and financial deals; and sentiment of news releases and company filings. Our composite index allows you to incorporate any combination of these to create a single index to view the overall health of the sector.

+ News Sentiment

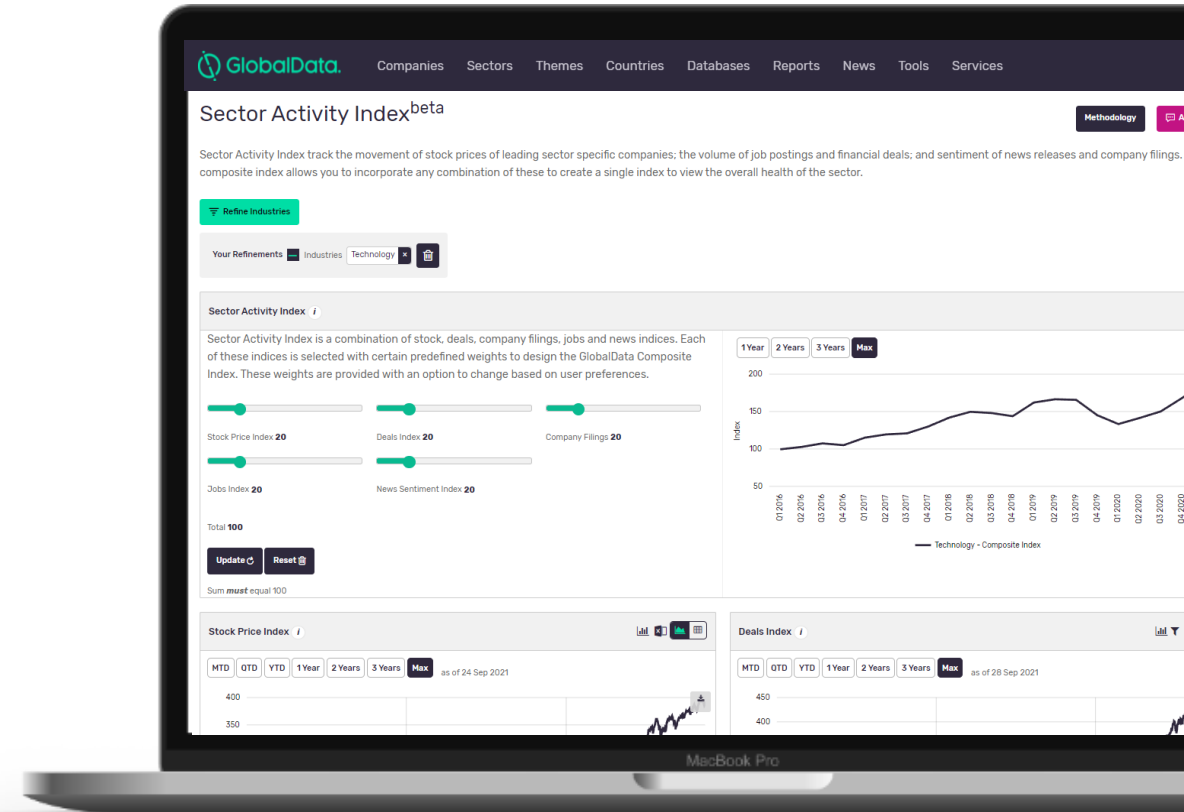
Track positive and negative sectoral sentiments based on news articles by each company

+ Company Filings Sentiment

Monitor an aggregated view of positive and negative sentiment within earnings filings and transcripts each quarter

+ Deals Index

Track the volume of financial deals by type; M&A, PE and VC, and overall



→ Value

Tracking thousands of sources on a daily basis and leveraging robust technology, Smart Money Analytics searches, identifies, analyzes and visualizes venture investments to give you a unique insight into the global Fintech market.

→ Description

Providing data and insight on venture investments, discover who the leading investors are across different regions, countries and trends. Access a comprehensive database of fintech deals, including historic data starting from 2014, to pinpoint the investment activity that interests you.

+ Geographic Coverage

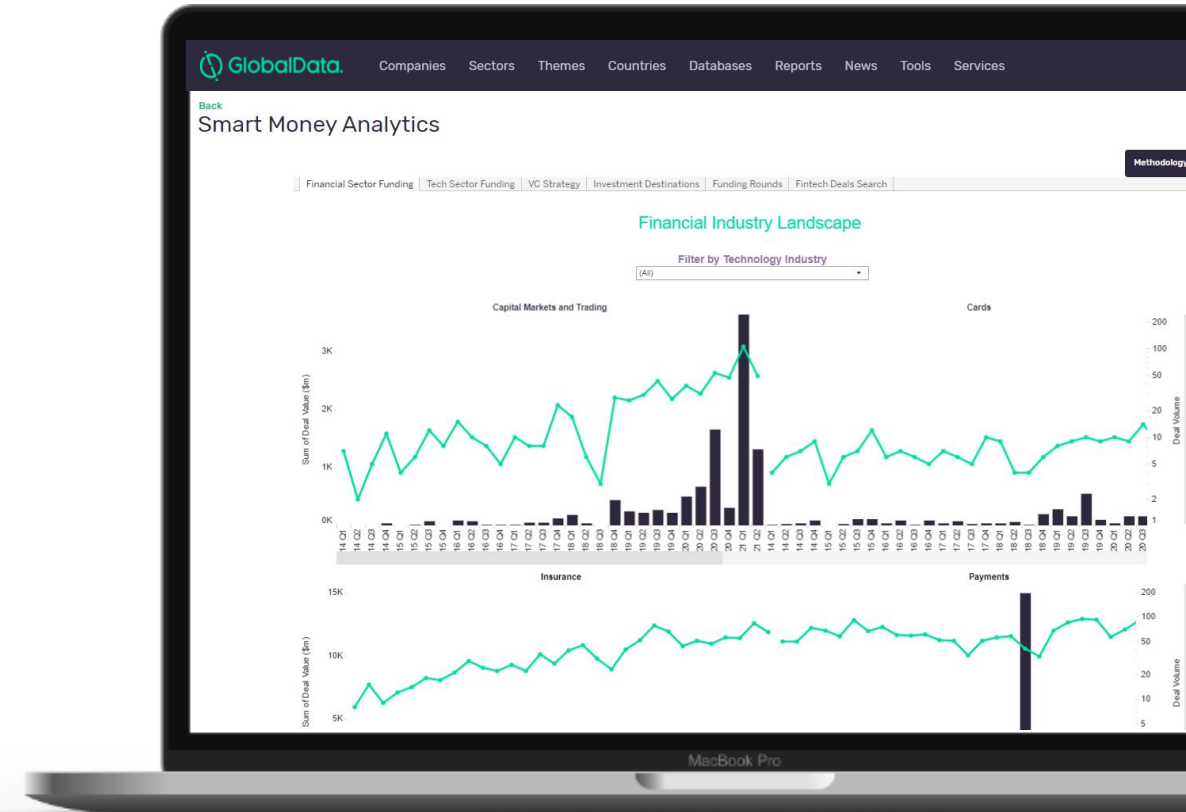
Spanning 69 major markets across all regions, see the investment activity per country, the sub-sectors receiving investment, and the VC Firms investing

+ Funding Rounds

Assess month-on-month deal volume and deal value by funding round

+ VC Strategy

Identify the investment strategy of 1,000s of Venture Capital firms operating within the fintech market



Product Launch Analytics



→ Value

Generate product innovation ideas and identify gaps and opportunities by analysing the latest on-trend product launches from over 50 markets around the world. Monitor the most innovative launches across categories and geographies and understand which products highlight the direction of future innovation.

→ Description

Capturing the latest FMCG launches in the global retail space that stand out from the competition and have the potential to be a disruptive presence in the market. The database tracks 1,000 new innovations per month, delivering daily insights on latest in-store product innovations.

+ Product Innovation

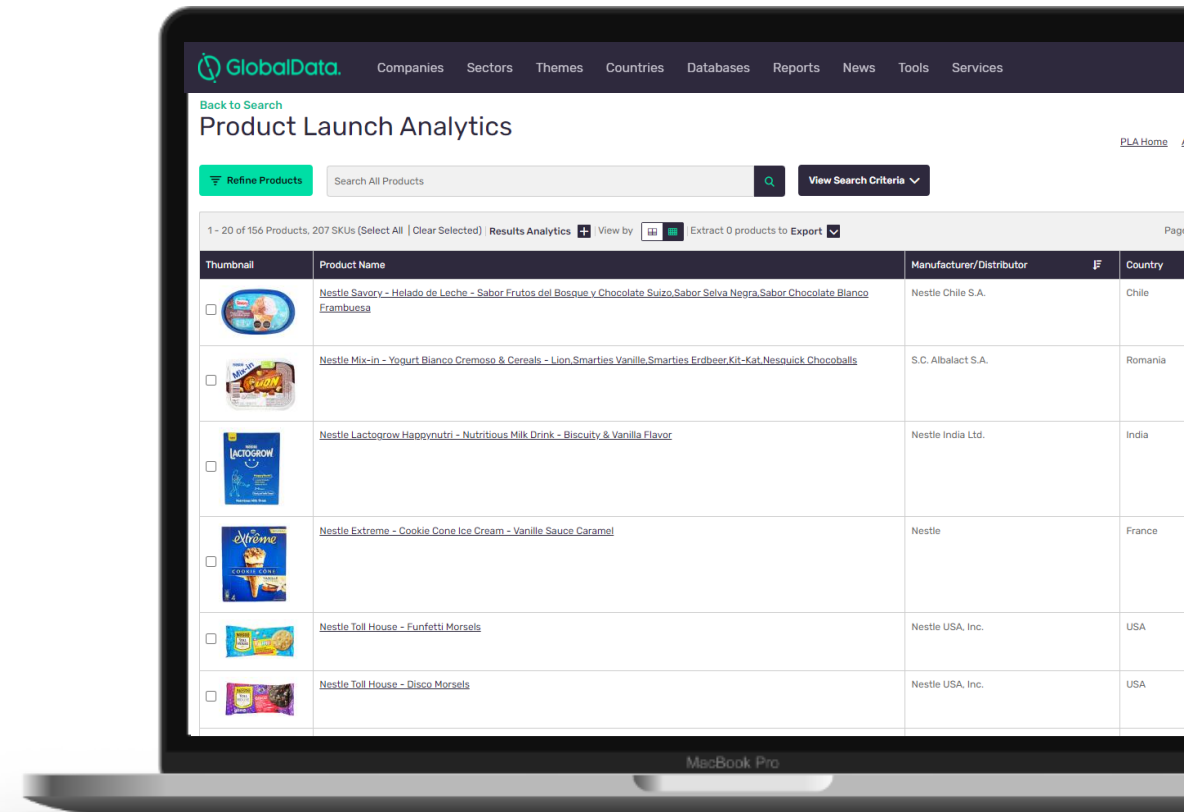
Over 20 searchable fields lets you identify the innovative product features that are being launched in your category

+ Consumer Sentiment

Access consumer surveys integrated into product reports; a powerful feature that links innovation to consumer sentiments

+ Brand Innovation

Find out which brands are most actively innovating in a given country and category



→ Value

A machine-driven global contracts and tenders intelligence database providing you with timely and informed decision making on business opportunities.

→ Description

Publishing over 1.25 million tenders and contracts per year, tracking 3,000 sources across 177 countries, the database contains over 15 million tenders and contracts, with an average weekly publication of over 22K tenders.

+ Advanced Search

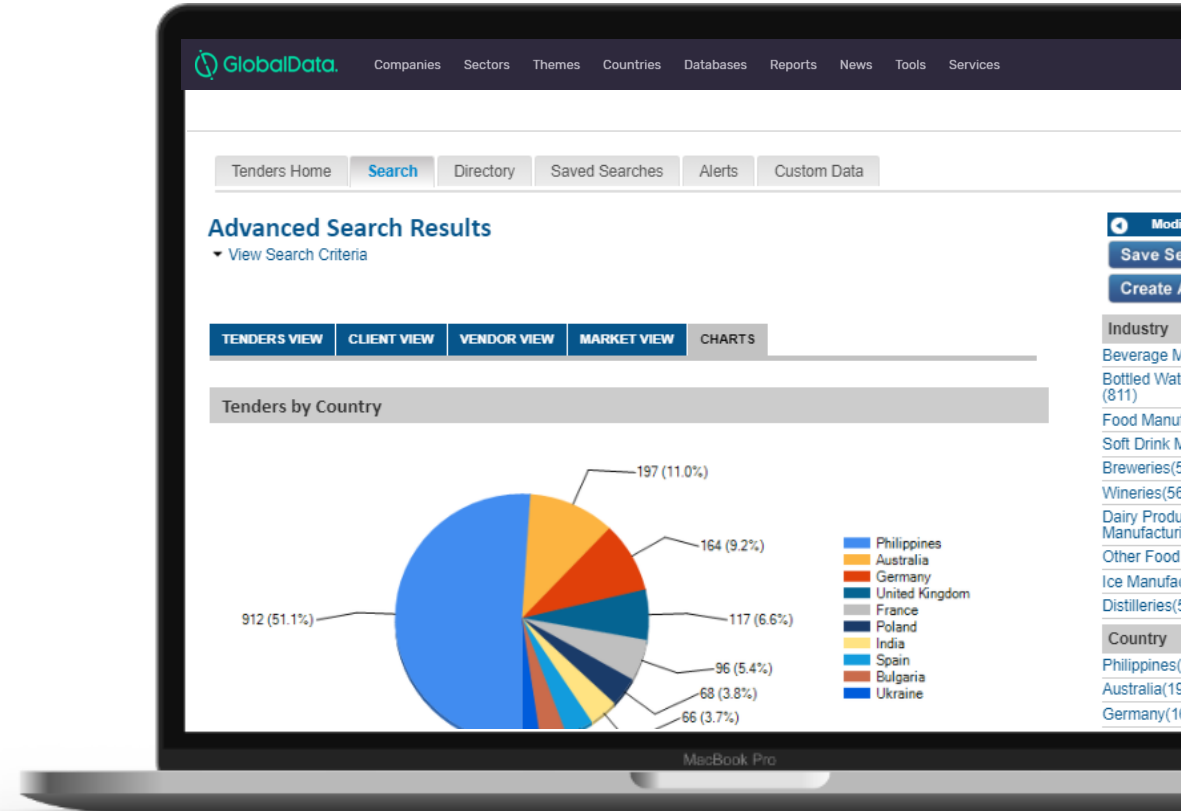
Utilize powerful search functionality to identify tenders based on industry, geography, contract value, vendor name, client name and more

+ Access Contacts

Search, through multiple parameters, a directory of over 150K contact details for executives handling procurement

+ Evaluate Bids

In the Tender View, the Evaluate Bid option lets you rate tenders on 6 parameters, giving you a Go/No Go result, according to your thresholds



Healthcare Provider Dashboard



→ Value

Better understand global hospital networks and assess the healthcare infrastructure trends, partnership opportunities, and M&A activities taking place.

→ Description

Access the most comprehensive and up-to-date information on hospitals, physicians, and other healthcare providers for 25 countries, representing 58% of the world's population. Coverage includes; financials, contact details, type of hospital, supplier details, procurement cycles, payors affiliated with the healthcare facilities and more.

+ Track the Funds Flow

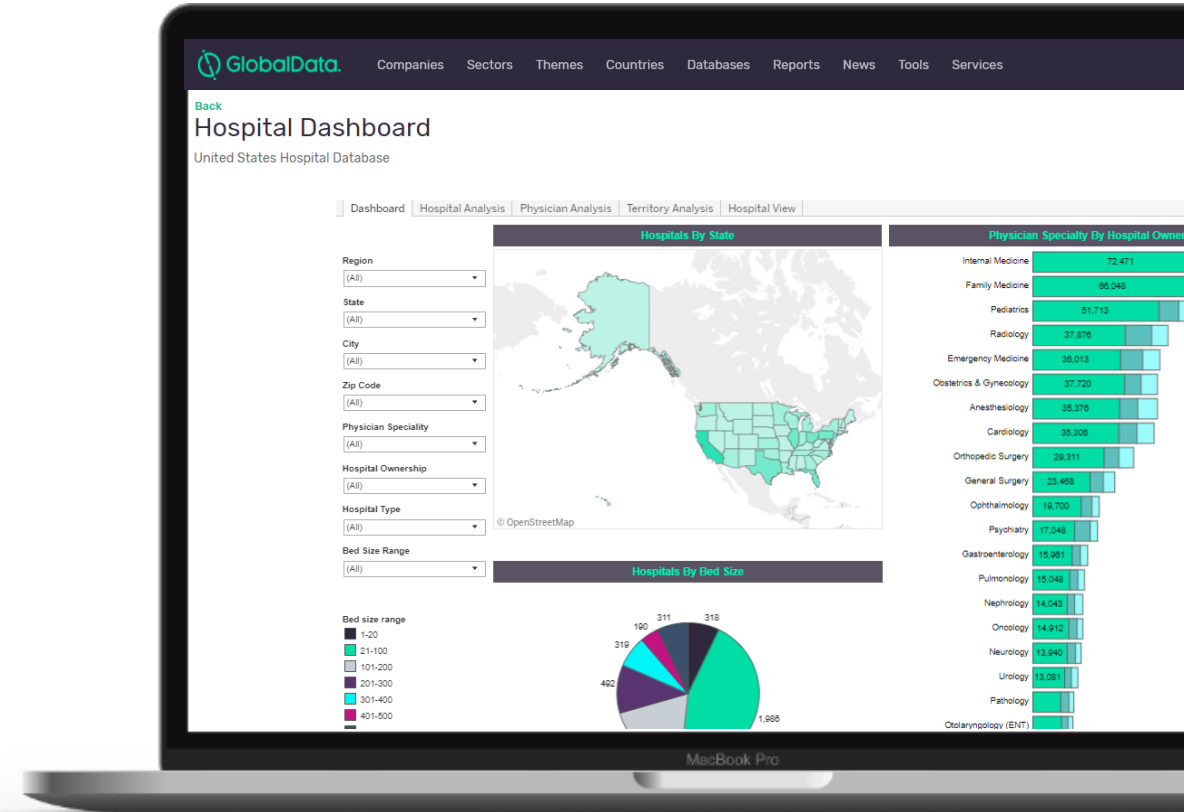
Identify the suppliers and payors of each hospital and track the funds flow

+ Understand trends

Understand the healthcare infrastructure trends taking place by country, region or hospital type

+ Hospital Ownership

Identify the owners of each hospital, and access contact information





Thank you

Contact Us

Holly Watson-Steward

GlobalData Academic Team



+44 207 866 7266



Holly.WatsonSteward@globaldata.com

